

## Inline terminal - IB IL AO 2/UI-PAC - 2700775

Please be informed that the data shown in this PDF Document is generated from our Online Catalog. Please find the complete data in the user's documentation. Our General Terms of Use for Downloads are valid (<http://phoenixcontact.com/download>)



Inline analog output terminal, complete with accessories (connector connector and labeling field), 2 outputs, 0-20 mA, 4-20 mA,  $\pm 20$  mA, 0-10 V,  $\pm 10$  V, 2-wire connection method

### Product Features

- 2 analog output channels
- Connection of actuators in 2-wire technology
- Current ranges: 0 mA ... 20 mA, 4 mA ... 20 mA,  $\pm 20$  mA
- Voltage ranges: 0 V ... 10 V,  $\pm 10$  V
- Diagnostic and status indicators



### Key Commercial Data

Packing unit	1 pc
Weight per Piece (excluding packing)	100.0 g
Custom tariff number	85389091
Country of origin	Germany

### Technical data

#### Note

Utilization restriction	EMC: class A product, see manufacturer's declaration in the download area
-------------------------	---

#### Dimensions

Width	12.2 mm
Height	119.8 mm
Depth	71.5 mm
Note on dimensions	Housing dimensions

#### Ambient conditions

Ambient temperature (operation)	-25 °C ... 55 °C
---------------------------------	------------------

## Inline terminal - IB IL AO 2/UI-PAC - 2700775

### Technical data

#### Ambient conditions

Ambient temperature (storage/transport)	-25 °C ... 85 °C
Permissible humidity (operation)	10 % ... 95 % (according to DIN EN 61131-2)
Permissible humidity (storage/transport)	10 % ... 95 % (according to DIN EN 61131-2)
Air pressure (operation)	70 kPa ... 106 kPa (up to 3000 m above sea level)
Air pressure (storage/transport)	70 kPa ... 106 kPa (up to 3000 m above sea level)
Degree of protection	IP20

#### General

Mounting type	DIN rail
Net weight	66 g
Note on weight specifications	with connector
Diagnostics messages	Failure of the internal I/O supply I/O error message sent to the bus coupler
	I/O supply failure Message in the diagnostic code (in the IB IL format)
	Short circuit/overload of the outputs Message in the diagnostic code (in the IB IL format)
	Configuration invalid Message in the diagnostic code (in the IB IL format)

#### Interfaces

Designation	Inline local bus
Connection method	Inline data jumper
Transmission speed	500 kBit/s
Transmission physics	Copper

#### Power supply for module electronics

Communications power $U_L$	7.5 V (via voltage jumper)
----------------------------	----------------------------

#### Inline potentials

Communications power $U_L$	7.5 V DC (via voltage jumper)
Current consumption from $U_L$	typ. 55 mA
	max. 65 mA
I/O supply voltage $U_{ANA}$	24 V DC
Current consumption from $U_{ANA}$	typ. 24 mA (No-load)
	max. 30 mA (No-load)
	typ. 38 mA (Nominal voltage load ( $U_{OUT1/2} = 10\text{ V}$ , $R_L = 1\text{ k}\Omega$ ))
	max. 45 mA (Nominal voltage load ( $U_{OUT1/2} = 10\text{ V}$ , $R_L = 1\text{ k}\Omega$ ))
	typ. 65 mA (Nominal current load ( $I_{OUT1/2} = 20\text{ mA}$ , $R_L = 0\ \Omega$ ))
	max. 75 mA (Nominal current load ( $I_{OUT1/2} = 20\text{ mA}$ , $R_L = 0\ \Omega$ ))
Power consumption	typ. 1.32 W (Nominal voltage load ( $U_{OUT1/2} = 10\text{ V}$ , $R_L = 1\text{ k}\Omega$ ))
	typ. 1.97 W (Nominal current load ( $I_{OUT1/2} = 20\text{ mA}$ , $R_L = 0\ \Omega$ ))

## Inline terminal - IB IL AO 2/UI-PAC - 2700775

### Technical data

#### Analog outputs

Number of outputs	2
Connection method	2-wire (shielded, twisted pair)
Output name	Analog outputs
D/A conversion time	typ. 10 µs
D/A resolution	12 bit
Type of protection	Short-circuit and overload protection
	Transient protection
Protective circuit/component	Electronic
	Suppressor diode
Data formats	IB IL, S7-compatible
Representation of output values	12 bits (11 bits + sign bit)
Process data update	bus-synchronous
Current output signal	0 mA ... 20 mA
	4 mA ... 20 mA
	-20 mA ... 20 mA
Load/output load current output	≤ 450 Ω
Voltage output signal	0 V ... 10 V
	-10 V ... 10 V
Load/output load voltage output	> 1 kΩ
Precision	typ. 0.1 % (of output range final value)
	typ. 0.1 % (of output range final value)
Permissible cable length	max. 250 m (The specifications refer to nominal operation after complying with installation instructions. The specifications refer to the following reference cable type: Shielded power station cable: LiYCY; 2 x 2 x 0,5 mm <sup>2</sup> ; VDE0812)

#### Standards and Regulations

Conformity with EMC directives	Noise immunity test in accordance with EN 61000-6-2 Electrostatic discharge (ESD) EN 61000-4-2/IEC 61000-4-2 Criterion B, 6 kV contact discharge, 8 kV air discharge
	Noise immunity test in accordance with EN 61000-6-2 Electromagnetic fields EN 61000-4-3/IEC 61000-4-3 Criterion A, Field intensity: 10 V/m
	Noise immunity test in accordance with EN 61000-6-2 Fast transients (burst) EN 61000-4-4/IEC 61000-4-4 Criterion B, 2 kV
	Noise immunity test in accordance with EN 61000-6-2 Transient overvoltage (surge) EN 61000-4-5/IEC 61000-4-5 Criterion B; DC: ±0.5 kV/±1 kV (symmetrical/unsymmetrical) supply cables; shielded I/O cables: ±1 kV
	Noise immunity test in accordance with EN 61000-6-2 Conducted interference EN 61000-4-6/IEC 61000-4-6 Criterion A; Test voltage 10 V
	Noise emission test according to EN 61000-6-3 Radio interference properties EN 55022 Class A

## Inline terminal - IB IL AO 2/UI-PAC - 2700775

### Technical data

#### Standards and Regulations

Test section	7.5 V supply (bus logics)/24 V analog supply (analog I/O) 500 V AC 50 Hz 1 min.
	7.5 V supply (bus logics) / functional earth ground 500 V AC 50 Hz 1 min.
	24 V analog supply (analog I/O) / functional earth ground 500 V AC 50 Hz 1 min.
Protection class	III, IEC 61140, EN 61140, VDE 0140-1

### Classifications

#### eCl@ss

eCl@ss 4.0	27250303
eCl@ss 4.1	27250303
eCl@ss 5.0	27250303
eCl@ss 5.1	27242601
eCl@ss 6.0	27242601
eCl@ss 7.0	27242601
eCl@ss 8.0	27242601

#### ETIM

ETIM 3.0	EC001596
ETIM 4.0	EC001596
ETIM 5.0	EC001596

#### UNSPSC

UNSPSC 6.01	43172015
UNSPSC 7.0901	43201404
UNSPSC 11	43172015
UNSPSC 12.01	43201404
UNSPSC 13.2	43201404

### Approvals

#### Approvals

---

Approvals

UL Listed / cUL Listed / EAC / cULus Listed

---

Ex Approvals

## Inline terminal - IB IL AO 2/UI-PAC - 2700775




### Approvals

---

Approvals submitted

---

### Approval details



### Accessories

#### Accessories

#### Installation terminal block

Connection terminal block - AKG 4 GNYE - 0421029



Connection terminal block, Connection method Screw connection, Cross section: 0.5 mm<sup>2</sup> - 6 mm<sup>2</sup>, Width: 7 mm, Color: green-yellow

Connection terminal block - AKG 4 BK - 0421032



Connection terminal block, Connection method Screw connection, Cross section: 0.5 mm<sup>2</sup> - 6 mm<sup>2</sup>, Width: 7 mm, Color: black

## Inline terminal - IB IL AO 2/UI-PAC - 2700775

### Accessories

#### Neutral conductor rail

Neutral busbar - NLS-CU 3/10 SN 1000MM - 0402174



PEN conductor busbar, 3mm x 10 mm, length: 1000 mm

---

#### Pick-off terminal block

Connection terminal block - AK 4 - 0404017



Connection terminal block, Connection method Screw connection, Cross section: 0.5 mm<sup>2</sup> - 6 mm<sup>2</sup>, Width: 7 mm, Color: silver

---

#### Shield connection clamp

Shield connection terminal block - SK 8 - 3025163



Shield connection clamp, for shield on busbars, contact resistance < 1 mΩ

---

Shield connection terminal block - SK 14 - 3025176



Shield connection clamp, for shield on busbars, contact resistance < 1 mΩ

## Inline terminal - IB IL AO 2/UI-PAC - 2700775

### Accessories

Shield connection terminal block - SK 20 - 3025189



Shield connection clamp, for shield on busbars, contact resistance <math>< 1 \text{ m}\Omega</math>

---

Shield connection terminal block - SK 35 - 3026463



Shield connection clamp, for shield on busbars, contact resistance <math>< 1 \text{ m}\Omega</math>

---

### Support

Support bracket - AB-SK - 3025341



Support bracket for busbars

---

Support bracket - AB-SK 65 - 3026489



Support bracket, Bracket for busbars, set every 20 cm, Length: 95.5 mm, Width: 6.2 mm, Color: gray

---

Support bracket - AB-SK/E - 3026476



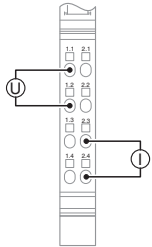
Support bracket, Bracket for busbars, set every 20 cm, Length: 10 mm, Width: 56 mm, Height: 20 mm, Color: silver

---

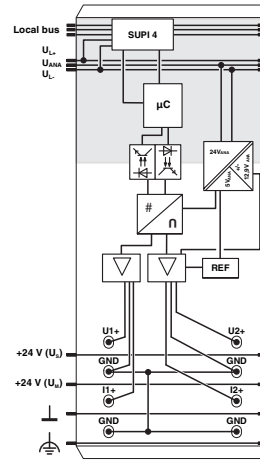
# Inline terminal - IB IL AO 2/UI-PAC - 2700775

## Drawings

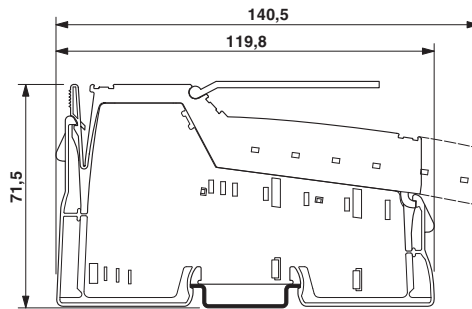
Connection diagram



Block diagram



Dimensional drawing





# Mouser Electronics

Authorized Distributor

Click to View Pricing, Inventory, Delivery & Lifecycle Information:

[Phoenix Contact:](#)

[2700775](#)