

Trunk module - FB-ET - 2316048


Please be informed that the data shown in this PDF Document is generated from our Online Catalog. Please find the complete data in the user's documentation. Our General Terms of Use for Downloads are valid (<http://phoenixcontact.com/download>)



Trunk module for Foundation Fieldbus and PROFIBUS PA expansions with terminator



Key Commercial Data

Packing unit	1 STK
GTIN	 4 046356 466165
GTIN	4046356466165
Weight per Piece (excluding packing)	103.600 g
Custom tariff number	85389099
Country of origin	United States

Technical data

Note

Utilization restriction	EMC: class A product, see manufacturer's declaration in the download area
-------------------------	---

Dimensions

Width	17.5 mm
Height	99.1 mm
Depth	70.4 mm

Ambient conditions

Ambient temperature (operation)	-40 °C ... 85 °C
Ambient temperature (storage/transport)	-40 °C ... 85 °C

Trunk module - FB-ET - 2316048

Technical data

Ambient conditions

Permissible humidity (operation)	10 % ... 95 % (non-condensing)
Degree of protection	IP20

General

Standards/regulations	IEC 60529, IEC 61158-2
	NE21
	EN 61326, EN 60068-2-27, EN 60068-2-6
	FF-846
Mounting position	On horizontal DIN rail NS 35 in acc. with EN 60715
Net weight	102.7 g
Color	green
Conformance	CE-compliant, additionally EN 61326
Fieldbus Foundation	FF-846

Power supply

Nominal supply voltage	24 V DC (IIC)
	32 V DC (IIB)
Supply voltage range	24 V DC ... 32 V DC
Max. current consumption	12 mA (with terminator)
Typical current consumption	8 mA (without termination resistor)

Serial interface

Interface 1	Foundation Fieldbus and PROFIBUS PA Segment
Connection method	Pluggable COMBICON screw connection for each spur
Termination resistor	100 Ω, external removable plug included
Conductor cross section solid min.	0.2 mm ²
Conductor cross section solid max.	2.5 mm ²
Conductor cross section flexible min.	0.2 mm ²
Conductor cross section flexible max.	2.5 mm ²
Conductor cross section AWG min.	24
Conductor cross section AWG max.	12
Surge protection	Active if voltage exceeds 39 V (typ.) or 41 V (max.)
Voltage drop trunk line / outputs	≤ 0.2 V

Safety data

Input voltage U _i	17.5 V (for FB-2SP in a FNICO/FISCO ic system)
ATEX	Sira 08ATEX4302X; II 3G Ex nA IIC T4 Gc II 3G Ex ic IIC T4 Gc, FISCO ic II 3G Ex nL IIC T4 Gc, FNICO
IECEX	IECEX SIR 08.0109X; Ex nA IIC T4 Gc;

Trunk module - FB-ET - 2316048

Technical data

Safety data

	Ex ic IIC T4 Gc, FISCO ic; Ex nL IIC T4 Gc, FNICO
CSA, USA/Canada	Class I, Division 2, Groups A,B,C,D; Ex nA IIC T4 Class I, Zone 2, AEx nA IIC T4

Standards and Regulations

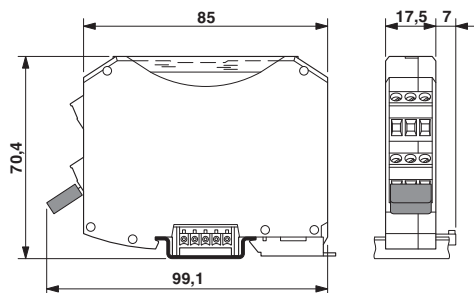
Type of test	Corrosive resistance in acc. to ANSI-ISA 71.04-1985 - Severity level G3
Standards/regulations	IEC 60529, IEC 61158-2
	NE21
	EN 61326, EN 60068-2-27, EN 60068-2-6
	FF-846
Shock	15g, 11 ms
Vibration (operation)	1g, 10 Hz - 150 Hz
Conformance	CE-compliant, additionally EN 61326
Fieldbus Foundation	FF-846
ATEX	Sira 08ATEX4302X; II 3G Ex nA IIC T4 Gc II 3G Ex ic IIC T4 Gc, FISCO ic II 3G Ex nL IIC T4 Gc, FNICO
IECEX	IECEX SIR 08.0109X; Ex nA IIC T4 Gc; Ex ic IIC T4 Gc, FISCO ic; Ex nL IIC T4 Gc, FNICO
CSA, USA/Canada	Class I, Division 2, Groups A,B,C,D; Ex nA IIC T4 Class I, Zone 2, AEx nA IIC T4
Mounting position	On horizontal DIN rail NS 35 in acc. with EN 60715

Environmental Product Compliance

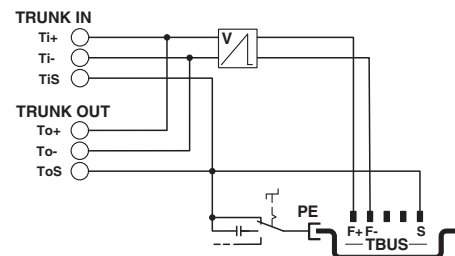
China RoHS	Environmentally Friendly Use Period = 50
	For details about hazardous substances go to tab "Downloads", Category "Manufacturer's declaration"

Drawings

Dimensional drawing



Circuit diagram



Connection diagram: FB-ET

Trunk module - FB-ET - 2316048

Classifications

eCl@ss

eCl@ss 4.0	27250203
eCl@ss 4.1	27250203
eCl@ss 5.0	27250203
eCl@ss 5.1	27259205
eCl@ss 6.0	27259090
eCl@ss 7.0	27259090
eCl@ss 8.0	27242610
eCl@ss 9.0	27242610

ETIM

ETIM 2.0	EC001423
ETIM 3.0	EC001600
ETIM 4.0	EC001600
ETIM 5.0	EC001600
ETIM 6.0	EC001600

UNSPSC

UNSPSC 6.01	30211506
UNSPSC 7.0901	39121008
UNSPSC 11	39121008
UNSPSC 12.01	39121008
UNSPSC 13.2	32151602

Accessories

Accessories

Base element

Surge protection base element - PT 1X2+F-BE - 2856126



Base element for protective plug PT with protective circuit for a 2-core floating signal circuit. Integrated gas arrester as coarse protection between GND and PE. Mounting on NS 35/7.5 und NS 35/15, housing width: 17.5 mm.

Surge protection for measurement and control technology

Trunk module - FB-ET - 2316048

Accessories

Surge protection plug - PT 1X2-24AC-ST - 2856058



PT protective connector with protective circuit for a 2-wire floating signal circuit. HART-compatible.

Control cabinet - FB- 8-ENCL - 2316093



Enclosure for Foundation Fieldbus and PROFIBUS PA. 8 ports with glands.

Control cabinet - FB-13-ENCL - 2316103



Enclosure for Foundation Fieldbus and PROFIBUS PA. 11 ports with glands and 2 plugged ports.
