

Front adapters - VIP-PA-FLK50/4X14/ 0,5M/S7 - 2322553

Please be informed that the data shown in this PDF Document is generated from our Online Catalog. Please find the complete data in the user's documentation. Our General Terms of Use for Downloads are valid (<http://phoenixcontact.com/download>)




VIP VARIOFACE front adapter, with connected system cables for SMATIC S7-300, 4 x 8 channels can be connected, Cable length: 0.5 m

Why buy this product

- Power supply via terminal blocks with spring-cage double connection
- Can be screwed on with the I/O module
- Encapsulated socket strips on the module side



Key Commercial Data

Packing unit	1 STK
GTIN	 4 046356 452298
GTIN	4046356452298
Weight per Piece (excluding packing)	330.000 g
Custom tariff number	85444290
Country of origin	Germany

Technical data

Ambient conditions

Ambient temperature (operation)	-20 °C ... 50 °C
Ambient temperature (storage/transport)	-20 °C ... 70 °C

General

Note	Analog I/O cards: To avoid short-circuits, all bridges must be removed! No voltage supply may be supplied to the front adapter!
	Digital I/O cards: The front adapter is delivered non-isolated. By removing the bridges, electrical isolation (in groups of 8) can be obtained.

Front adapters - VIP-PA-FLK50/4X14/ 0,5M/S7 - 2322553

Technical data

General

Nominal voltage U_N	< 50 V AC
	60 V DC
Max. permissible current	1 A (per path)
	8 A (Separate power supply)
Mounting position	any
Degree of protection	IP20
Standards/regulations	IEC 60664
	DIN EN 50178
Rated insulation voltage	63 V
Rated surge voltage	0.6 kV (Functional insulation)
Degree of pollution	2
Overvoltage category	II

Connection data 1

Connection name	Control side
Connection method	Plug connection
Note	Can be plugged onto 40-pos. I/O modules

Connection data 2

Connection name	Field level
Connection method	IDC/FLK socket strip
Number of connections	4
Number of positions	14
Pitch	2.54 mm

Connection data 3

Connection name	Supply
Connection method	Push-in connection
Stripping length	10 mm
Conductor cross section solid	0.2 mm ² ... 2.5 mm ²
Conductor cross section flexible	0.2 mm ² ... 2.5 mm ²
Conductor cross section AWG	24 ... 14

Cable

Individual wires per module	7
Single wire, material	Cu tin-plated
Single wire, cross section	0.14 mm ²
External diameter	6.4 mm
Length of cable	0.5 m

Front adapters - VIP-PA-FLK50/4X14/ 0,5M/S7 - 2322553

Technical data

Cable

Shielding	no
Halogen-free cable	No
Max. conductor resistance	0.16 Ω/m

Supported controller

Controller	SIEMENS S7-300 / ET 200 M
- suitable I/O card	CPU 313C
	CPU 313C-2PtP
	CPU 313C-2DP
	CPU 314C-2PtP
	CPU 314C-2DP
	6ES7 321-1BL00-0AA0
	6ES7 322-1BL00-0AA0
	6ES7 322-8BH01-0AB0
	6ES7 322-8BH10-0AB0
	6ES7 323-1BL00-0AA0
	6ES7 331-7NF00-0AB0
	6ES7 331-7NF10-0AB0
	6ES7 331-7PF01-0AB0
	6ES7 331-7PF11-0AB0
	6ES7 350-2AH01-0AE0
	6ES7 357-4AH01-0AE0
	6ES7 331-1KF02-0AB0

Standards and Regulations

Connection in acc. with standard	CUL
Standards/regulations	IEC 60664
	DIN EN 50178
Rated insulation voltage	63 V
Rated surge voltage	0.6 kV (Functional insulation)
Degree of pollution	2
Overvoltage category	II

Environmental Product Compliance

China RoHS	Environmentally Friendly Use Period = 50
	For details about hazardous substances go to tab "Downloads", Category "Manufacturer's declaration"

Front adapters - VIP-PA-FLK50/4X14/ 0,5M/S7 - 2322553

Approvals


Approvals


Approvals

UL Recognized / cUL Recognized / EAC / cULus Recognized


Ex Approvals

Approval details

UL Recognized		http://database.ul.com/cgi-bin/XYV/template/LISEXT/1FRAME/index.htm	FILE E 238705
Nominal current IN		1 A	
Nominal voltage UN		50 V	

cUL Recognized		http://database.ul.com/cgi-bin/XYV/template/LISEXT/1FRAME/index.htm	FILE E 238705
Nominal current IN		1 A	
Nominal voltage UN		50 V	

EAC			RU C- DE.A*30.B00767
-----	---	--	-------------------------

cULus Recognized		http://database.ul.com/cgi-bin/XYV/template/LISEXT/1FRAME/index.htm	
------------------	---	---	--