


IB IL 24 IOL 4 DI 12-PAC

Order No.: 2692717



<http://eshop.phoenixcontact.de/phoenix/treeViewClick.do?UID=2692717>

Inline IO-Link master, complete with accessories (connector and labeling field), 4 IO-Link ports, 12 digital inputs, 24 V DC, 2, 3-wire connection method

Commercial data	
GTIN (EAN)	 4 046356 412902
Note	Made-to-order
sales group	K413
Pack	1 pcs.
Customs tariff	85389091
Catalog page information	Page 214 (AX-2011)

Product notes

WEEE/RoHS-compliant since:
12/12/2008



<http://www.download.phoenixcontact.com>
Please note that the data given here has been taken from the online catalog. For comprehensive information and data, please refer to the user documentation. The General Terms and Conditions of Use apply to Internet downloads.

Product description

The device serves to connect IO-Link devices.

Technical data**General data**

Width	48.8 mm
-------	---------

Height	119.8 mm
Depth	71.5 mm
Weight	200 g
Note on weight specifications	with male connectors
Mounting type	DIN rail
Ambient temperature (operation)	-25 °C ... 55 °C
Ambient temperature (storage/transport)	-25 °C ... 85 °C
Permissible humidity (operation)	10 % ... 95 % (according to DIN EN 61131-2)
Permissible humidity (storage/transport)	10 % ... 95 % (according to DIN EN 61131-2)
Air pressure (operation)	70 kPa ... 106 kPa (up to 3000 m above sea level)
Air pressure (storage/transport)	70 kPa ... 106 kPa (up to 3000 m above sea level)
Degree of protection	IP20
Protection class	III, IEC 61140, EN 61140, VDE 0140-1
Test section	24 V supply U_s (IO-Link and digital inputs) / functional earth ground 500 V DC 50 Hz 1 min
	24 V supply U_s (IO-Link and digital inputs) / 7.5 V supply (bus logic) 500 V DC 50 Hz 1 min
	7.5 V supply (bus logics) / functional earth ground 500 V DC 50 Hz 1 min
Diagnostics messages	Short-circuit of a digital output in the SIO mode Yes
	Sensor supply short-circuit No
	Sensor supply overload No

Interface

Fieldbus system	Lokalbus
Name	Inline local bus
Connection method	Inline data jumper
Transmission speed	500 kbps

Power supply for module electronics

Connection method	Via potential routing
-------------------	-----------------------

Inline potential routing

Communications power U_L	7.5 V (via voltage jumper)
Current consumption from U_L	max. 100 mA
Segment supply voltage U_s	24 V DC (nominal value)
Current consumption from U_s	max. 4 A (with load)
	max. 52 mA (without load)

Digital inputs

Input name	Digital inputs
Connection method	Inline connectors
	2, 3-wire
Number of inputs	12
Input characteristic curve	IEC 61131-2 type 3
Input voltage range "0" signal	< 5 V (typ.)
Input voltage range "1" signal	> 15 V (typ.)
Nominal input current at U _{IN}	2.2 mA
Delay at signal change from 0 to 1	3 ms
Delay at signal change from 1 to 0	3 ms

Accessories

Item	Designation	Description
General		
2862987	IB IL PD 24V-PAC	Inline terminal for power distribution (24 V), complete with accessories, (connector and labeling field) 24 V supply voltage is fed out from the segment circuit (US)
2862990	IB IL PD GND-PAC	Inline terminal for power distribution (GND), complete with accessories, (connector and labeling field) connections for GND

Marking

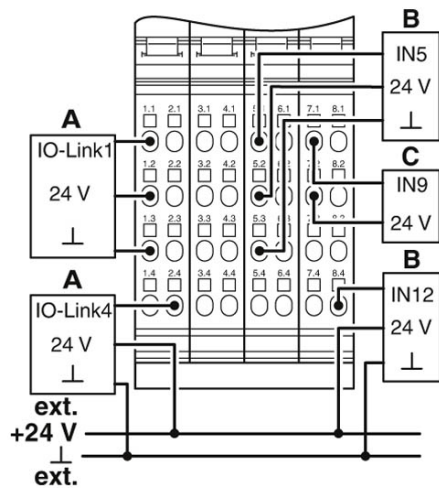
0809492	ESL 62X10	Insert strip, large format, Sheet, white, Unlabeled, Can be labeled with: Office-Drucksysteme, Plotter: Laser printer, Mounting type: Insert, Lettering field: 62 x 10 mm
0809502	ESL 62X46	Insert strip, large format, Sheet, white, Unlabeled, Can be labeled with: Office-Drucksysteme, Plotter: Laser printer, Mounting type: Insert, Lettering field: 62 x 46 mm
2727501	IB IL FIELD 2	Labeling field, width: 12.2 mm
2727515	IB IL FIELD 8	Labeling field, width: 48.8 mm

Plug/Adapter

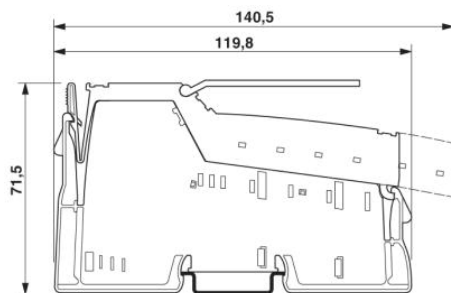
2860963	IB IL DI/DO 8-PLSET/CP	Connector set, for IB IL DI/DO 8, copper, with color print.
---------	------------------------	---

Diagrams/Drawings

Connection diagram



Dimensioned drawing



Address

PHOENIX CONTACT Inc., USA
586 Fulling Mill Road
Middletown, PA 17057, USA
Phone (800) 888-7388
Fax (717) 944-1625
<http://www.phoenixcon.com>



© 2012 Phoenix Contact
Technical modifications reserved;