

## Inline terminal - IB IL 400 MLR 1-8A - 2727365

Please be informed that the data shown in this PDF Document is generated from our Online Catalog. Please find the complete data in the user's documentation. Our General Terms of Use for Downloads are valid (<http://phoenixcontact.com/download>)

Inline power-level terminal blocks, electronic direct starter, up to 3.7 kW / 400 V AC



### Product description

INTERBUS Inline power-level terminals enable standard three-phase motors to be switched, protected, and monitored via INTERBUS. The terminals in the product range are available as direct and reversing starters in electronic and electromechanical versions. Each power-level terminal is equipped with electronic motor protection and provides the same advantages as the INTERBUS motor starter, such as motor current monitoring, overcurrent protection, and quick shutdown according to IEC. The integrated controller supports motor current parameterization via INTERBUS in the performance ranges from 15 W to 1.5 kW and 0.1 kW to 3.7 kW. As with all Inline automation terminals, the power-level terminals can be snapped on and mounted on a DIN rail without tools. Labeling is carried out directly on the module using the familiar zack marker strip and a snap-on label with large-surface labeling option.


Additional features include:

- Mains voltage up to 400 V AC 3~
- Mains output power: electronic: 15 W to 1.5 kW, electromechanical version: 0.1 kW to 3.7 kW
- Manual local operation without bus supported
- Can be extended with brake function as an option
- Thermal motor monitoring using Inline thermistor terminal

### Why buy this product

- Connection option for an external passive brake module
- Hand-held operator panel mode
- Integrated electronic motor protection in accordance with IEC 60947-4
- Safe isolation between mains voltage and 24 V supply voltage according to EN 50178
- Diagnostic and status indicators
- Motor control via OUT process data
- Motor current monitoring

### Key commercial data

Packing unit	1 pc
GTIN	 4 017918 168483
Weight per Piece (excluding packing)	550.0 g
Custom tariff number	85389091
Country of origin	Germany

### Technical data

#### Note

# Inline terminal - IB IL 400 MLR 1-8A - 2727365

## Technical data

### Note

Utilization restriction	EMC: class A product, see manufacturer's declaration in the download area
-------------------------	---

### Dimensions

Width	63 mm
Height	224 mm
Depth	109 mm

### Ambient conditions

Ambient temperature (operation)	-25 °C ... 55 °C
Ambient temperature (storage/transport)	-25 °C ... 85 °C
Permissible humidity (operation)	75 % ... 85 % (75% average, 85% seldom)
Permissible humidity (storage/transport)	75 % ... 85 % (75% average, 85% seldom)
Air pressure (operation)	70 kPa ... 106 kPa (up to 3000 m above mean sea level)
Air pressure (storage/transport)	70 kPa ... 106 kPa (up to 3000 m above mean sea level)
Degree of protection	IP20

### Interfaces

Fieldbus system	Lokalbus
Designation	Inline local bus
Connection method	Inline data jumper
Transmission speed	500 kBit/s
Transmission physics	Copper

### Power supply for module electronics

Connection method	Through the potential jumper
Designation	Terminal strips X11 and X12

### Mains connection

Designation	Mains connection
Connection method	Power connector or power bridge
Designation connection point	Terminal strip; X11 and X12
Number of positions	5
Permissible conductor cross section	max. 2.5 mm <sup>2</sup> (L1+L2+L3+N-PE)
Operating voltage	187 V AC ... 500 V AC +0 % (conductor voltage)
Max. current carrying capacity	20 A

### Motor starter, output

Connection method	(3-phase), via COMBICON
Number	1
Output name	Motor outputs (three phases), short-circuit-proof with external line protection fuse 20 A
Designation connection point	Terminal strip; X10
Number of positions	4
Permissible conductor cross section	1 mm <sup>2</sup> ... 2.5 mm <sup>2</sup>

# Inline terminal - IB IL 400 MLR 1-8A - 2727365

## Technical data

### Motor starter, output

Operating voltage	200 V AC ... 600 V AC +0 %
Frequency range	50 Hz ... 60 Hz
Nominal current range	0.2 A ... 8 A
Switching rate	Max. 5 cycles per minute

### Motor monitoring

Parameterization range	0.2 A ... 8 A (steps of 50/100/200 mA, via fieldbus)
Overspeed tripping	≥ 40 A (after 0.3 seconds)

### Thermistor input

Number of inputs	2
------------------	---

### Inline potentials

Communications power $U_L$	7.5 V
Current consumption from $U_L$	max. 45 mA
Segment supply voltage $U_S$	24 V DC (nominal value)
Current consumption from $U_S$	max. 160 mA

### General

Weight	550 g
Note on weight specifications	Without plug
Mounting type	DIN rail
Protection class	I, IEC 61140, EN 61140, VDE 0140-1
Note	Notes on operation Line protection for the network supply line, max. 20 A. Observe derating of the POWER-COMBICON connector
Test section	Supply voltage $U_L$ /400 V level 1.2 kV AC 50 Hz 1 min
	Supply voltage $U_S$ /400 V level 1.2 kV AC 50 Hz 1 min
	Supply voltage $U_S$ /brake control switch 1.2 kV AC 50 Hz 1 min
	Supply voltage $U_L$ /brake control switch 1.2 kV AC 50 Hz 1 min
	Remote bus/400 V level 1.2 kV AC 50 Hz 1 min
	Remote bus/Brake control switch 1.2 kV AC 50 Hz 1 min
Conformance with EMC directives	Test for immunity to interference in acc. with EN 50082-2:1995 Discharge of electrostatic electricity (ESD) EN 61000-4-2:1995/IEC 61000-4-2 6 kV contact discharge, criterion B; 8 kV air discharge, criterion B
	Electromagnetic fields EN 61000-4-3:1993/IEC 61000-4-3 Criterion A; field strength: 3 V/m
	Fast transients (Burst) EN 61000-4-4:1995/IEC 61000-4-4 Criterion B; Supply lines: 2 kV; Signal/data lines: 2 kV
	Transient surge voltage (Surge) EN 61000-4-5:1995/IEC 61000-4-5 Criterion B; supply lines DC: 0.5 kV/0.5 kV (symm./asymm.); criterion B; supply lines AC: 2 kV/4 kV (symm./asymm.)
	Conducted interference EN 61000-4-6:1993/IEC 61000-4-6 Criterion A; Test voltage 10 V
Noise emission	Test of emitted interference, housing, in acc. with EN 50081-2:1993 EN 55011:1991 class A

# Inline terminal - IB IL 400 MLR 1-8A - 2727365

## Technical data

### General

Mechanical tests	Vibration resistance in acc. with EN 60068-2-6/IEC 60068-2-6 1g, evaluation criterion 1
	Shock in acc. with EN 60068-2-27/IEC 60068-2-27 10g, evaluation criterion 1
Diagnostics messages	Overcurrent Error message in the diagnostic code (bus) and display via the LED ERR on the module
	Output stage cannot be controlled Error message in the diagnostic code (bus) and display via the LED ERR on the module
	Module error during self test Message to the master

## Classifications

### eCl@ss

eCl@ss 4.0	27250309
eCl@ss 4.1	27250309
eCl@ss 5.0	27250304
eCl@ss 5.1	27242609
eCl@ss 6.0	27242609
eCl@ss 7.0	27242609
eCl@ss 8.0	27242609

### ETIM

ETIM 2.0	EC001433
ETIM 3.0	EC001601
ETIM 4.0	EC001601
ETIM 5.0	EC001605

### UNSPSC

UNSPSC 6.01	43172015
UNSPSC 7.0901	43201404
UNSPSC 11	43172015
UNSPSC 12.01	43201404
UNSPSC 13.2	43201404

## Approvals

### Approvals

#### Approvals

UL Listed / cUL Listed / EAC / cULus Listed

#### Ex Approvals

## Inline terminal - IB IL 400 MLR 1-8A - 2727365

### Approvals

---

Approvals submitted

---

### Approval details

UL Listed 

cUL Listed 

EAC

cULus Listed 

### Accessories

#### Accessories

#### Bridge

Power bridge - IB IL 400 CN-BRG - 2836081



Power bridge, for Inline power-level terminal blocks

---

Power bridge - IB IL 400 CN-BRG - 2836081



Power bridge, for Inline power-level terminal blocks

---

#### Cover

## Inline terminal - IB IL 400 MLR 1-8A - 2727365

### Accessories

Cover - IB IL 400 CN-COV - 2860947



Cover for 400 V mains connection of the Inline power terminal blocks

---

### Extension module

Inline terminal - IB IL 24 BR/DC - 2742036



Inline extension module, for brake control in connection with Inline power terminal blocks, brake module for 24 V DC brakes

---

Inline terminal - IB IL 400 BR - 2727394



Inline extension module, for brake control in conjunction with Inline power level terminals, brake module for 440 V DC or 440 V AC brakes

---

### Labeling panel

Labeling field - IB IL FIELD 8 - 2727515

Labeling field, width: 48.8 mm



### Operator interface

Operator panel - IBS HVO - 2836052



Handheld operator panel, for Inline power-level terminal blocks

---

### Plug

# Inline terminal - IB IL 400 MLR 1-8A - 2727365

## Accessories

Power plug - IB IL 400 CN-PWR-IN - 2836078



Power plug, for Inline power-level terminals

---

## Terminal marking

Insert strip - ESL 62X46 - 0809502



Insert strip, Sheet, white, unlabeled, can be labeled with: Office printing systems, Plotter: Laser printer, Mounting type: Insert, Lettering field: 62 x 46 mm

Printed-circuit board connector - GMVSTBW 2,5 HV/ 4-ST-7,62 NZIL - 1893957

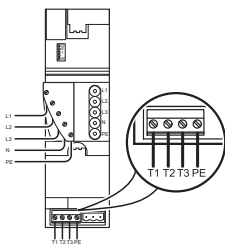


Motor-circuit connector, for Inline power-level terminal blocks

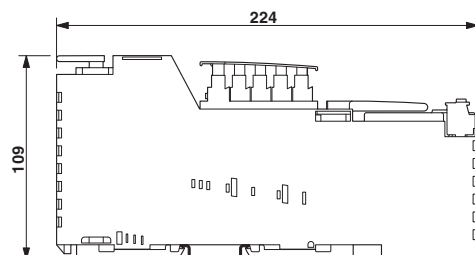
---

## Drawings

Connection diagram



Dimensioned drawing



# Inline terminal - IB IL 400 MLR 1-8A - 2727365

Block diagram

