



Series X518 Surface Mount Single and Dual Row Collet Sockets

FEATURES:

- Surface mount collet sockets are available in single and dual row.
- "Break" feature allows strips to be cut to the number of positions desired.
- Compatible with automatic insertion equipment.
- Side-to-side and end-to-end stackable.

SPECIFICATIONS:


- Body material is black UL 94V-0 Glass-filled 4/6 Nylon.
- Pin body is Brass Alloy 360 1/2 hard per UNS C36000 ASTM-B16-00.
- Pin body plating is either 10 μ [2.5 μ m] min. Gold per MIL-G-45204 or 200 μ [5.08 μ m] min. 93/7 Tin/Lead per ASTM B545 or 200 μ [5.08 μ m] min. Tin per ASTM B545 Type 1 over 100 μ [2.54 μ m] min. Nickel per SAE-AMS-QQ-N-290.
- 4-fingered collet contact is Beryllium Copper Alloy per UNS C17200 ASTM-B194-01.
- Contact plating is 10 μ [2.5 μ m] Gold per MIL-G-45204 over 50 μ min. [1.27 μ m] Nickel per SAE-AMS-QQ-N-290.
- Contact current rating=3 Amps.
- Operating temperature=221°F [105°C].
- Insertion Force=180 grams/pin; Withdrawal Force=90 grams/pin; Normal Force=140 grams/pin; based on a .018 [46] dia. test lead.
- Accepts leads .015-.025 [.38-.64] in diameter, .100-.125 [2.54-3.18] long.

MOUNTING CONSIDERATIONS:

- Suggested PCB pad size=.063 [1.60] dia.

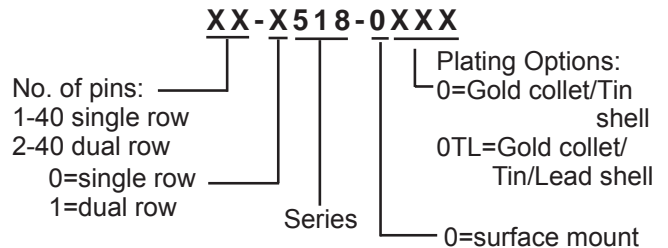
"A"=NO. OF PINS PER ROW X .100 [2.54]

"B"=(NO. OF PINS PER ROW - 1) X .100 [2.54]



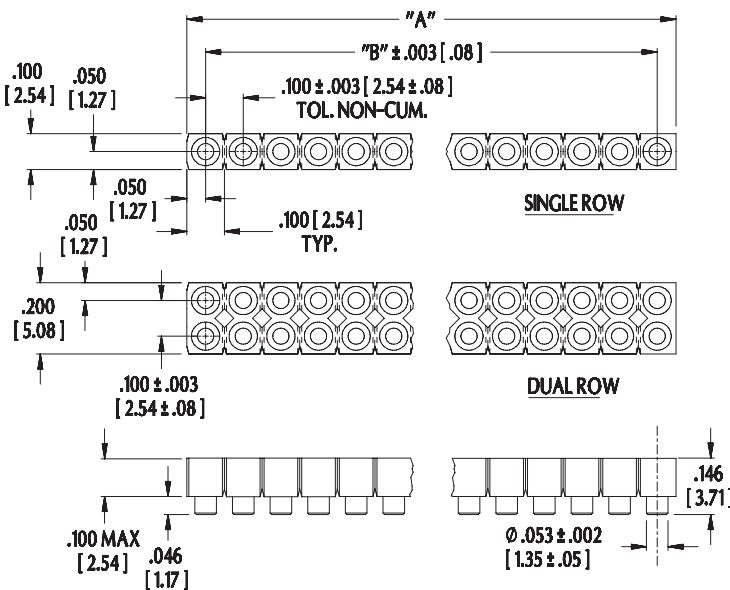
Note: Aries specializes in custom design and production. In addition to the standard products shown on this page, special materials, platings, sizes, and configurations can be furnished, depending on quantities. Aries reserves the right to change product specifications without notice.

ORDERING INFORMATION

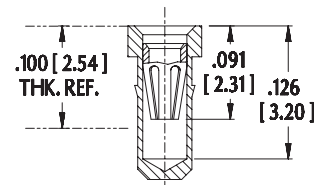


ALL DIMENSIONS: INCHES [MILLIMETERS]

All tolerances \pm .005 [.13] unless otherwise specified



CONTACT DETAIL



ARIES
ELECTRONICS, INC.
<http://www.arieselec.com> • info@arieselec.com

Bristol, PA USA
TEL: (215) 781-9956
FAX: (215) 781-9845



12019
REV. G