



# Series 518 Open Frame Collet Sockets with Solder Tail Pins

## FEATURES:


- Open frame allows for more efficient utilization of board space and better cooling.
- Choose from several pin styles.
- Compatible with automatic insertion equipment.
- Side-to-side and end-to-end stackable.

## SPECIFICATIONS:

- Body material is black UL 94V-0 Glass-filled 4/6 Nylon.
- Pin body is Brass Alloy 360 1/2 hard per UNS C36000 ASTM-B16-00.
- Pin body plating is either 10µ [2.5µm] min. Gold per MIL-G-45204 or 200µ [5.08µm] min. 93/7 Tin/Lead per ASTM B545 or 200µ [5.08µm] min Tin per ASTM B545 Type 1 over 100µ [2.54µm] min. Nickel per SAE-AMS-QQ-N-290.
- 4-fingered collet contact is Beryllium Copper Alloy per UNS C17200 ASTM-B194-01.
- Contact plating is either 200µ [5.08µm] min. 93/7 Tin/Lead per ASTM B545 or 200µ [5.08µm] min Tin per ASTM B545 Type 1 or 10µ [2.5µm] Gold per MIL-G-45204 over 50µ min. [1.27µm] Nickel per SAE-AMS-QQ-N-290. Heavy 30µ [7.6µm] Gold plating also available.
- Contact current rating=3 Amps.
- Operating temperature=221°F [105°C] Tin & Tin/Lead plating, =257°F [125°C] Gold plating.
- Insertion Force=180 grams/pin; Withdrawal Force=90 grams/pin; Normal Force=140 grams/pin; Midget pin: Insertion Force=370 g/pin, Withdrawal Force=150 g/pin, Normal Force=240 g/pin; based on a .018 [.46] dia. test lead.
- Accepts leads .015-.025 [.38-.64] in dia.; midget pin accepts up to .022 [.56] dia.
- Accepts lead lengths from .100 [2.54] min; midget pin accepts lead lengths from .080 [2.03].

## MOUNTING CONSIDERATIONS:

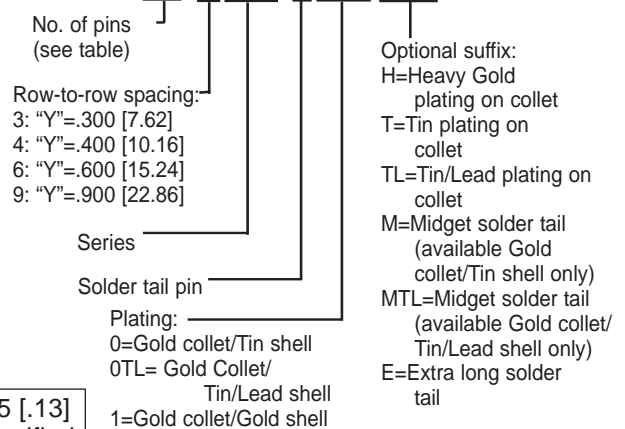
- Suggested PCB hole size:  
Solder tail & extra long pin=.030 ± .002 [.76 ± .05] dia.  
Midget pin=.040 ± .002 [1.02 ± .05] dia.



Note: Aries specializes in custom design and production. In addition to the standard products shown on this page, special materials, platings, sizes, and configurations can be furnished, depending on quantities. Aries reserves the right to change product specifications without notice.

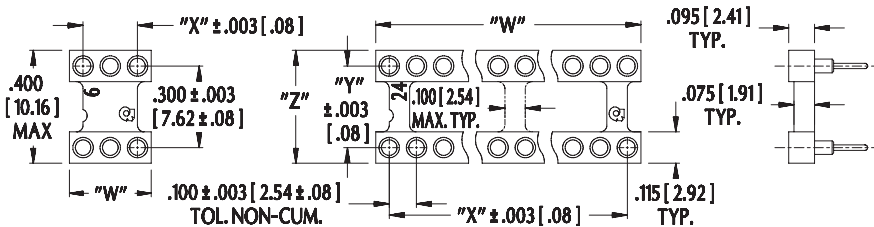
## ORDERING INFORMATION

**XX-X518-1XXXXXX**



## ALL DIMENSIONS: INCHES [MILLIMETERS]

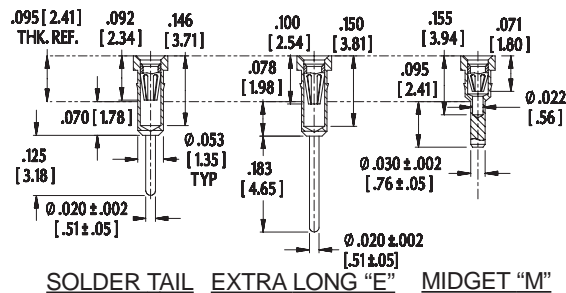
All tolerances ± .005 [.13] unless otherwise specified



STYLE A

STYLE B,C (2.3 RIB)  
Style D (4.5 rib) not shown

"W"=(NO. OF PINS PER ROW) X .100 [2.54]  
"X"=(NO. OF PINS PER ROW - 1) X .100 [2.54]



SOLDER TAIL EXTRA LONG "E" MIDGET "M"

Other collet pins are available. Consult Data Sheet No. 12017 for wire wrap pins and 12018 for surface mount pins. Open Frame Capacitor Sockets also available. Consult Data Sheet Nos. 12026 and 12027.

Frame Style	No. of Ribs	Centers "Y"	Dim. "Z"	Available Sizes
A	1	.300 [7.62]	.400 [10.16]	6
B	2	.300 [7.62]	.400 [10.16]	8,14,16,18,20,24
		.400 [10.16]	.500 [12.70]	20,22
C	3	.300 [7.62]	.400 [10.16]	28
		.400 [10.16]	.500 [12.70]	24
		.600 [15.24]	.700 [17.78]	24,28,32,40,48
D	4.5	.900 [22.86]	1.000 [25.40]	50,64



http://www.arieselec.com • info@arieselec.com

NORTH AMERICA  
Frenchtown, NJ USA  
TEL: (908) 996-6841  
FAX: (908) 996-3891



EUROPE  
TEL: +44 870 240 0249  
FAX: +44 871 919 6033  
europe@arieselec.com



12016  
REV.D