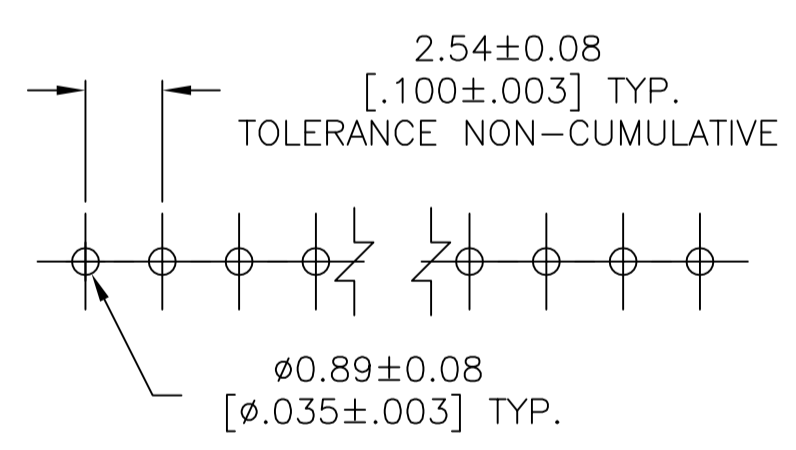
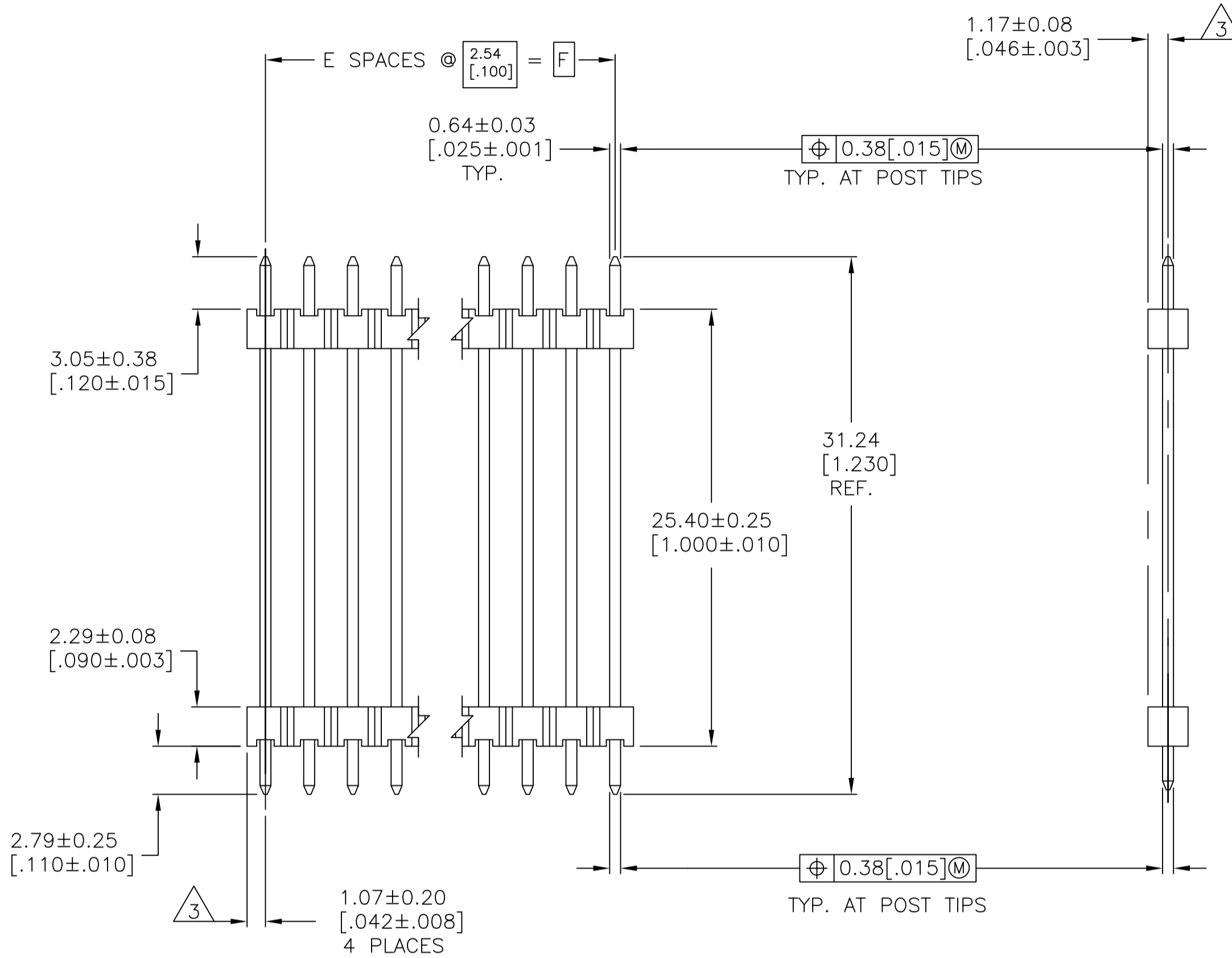
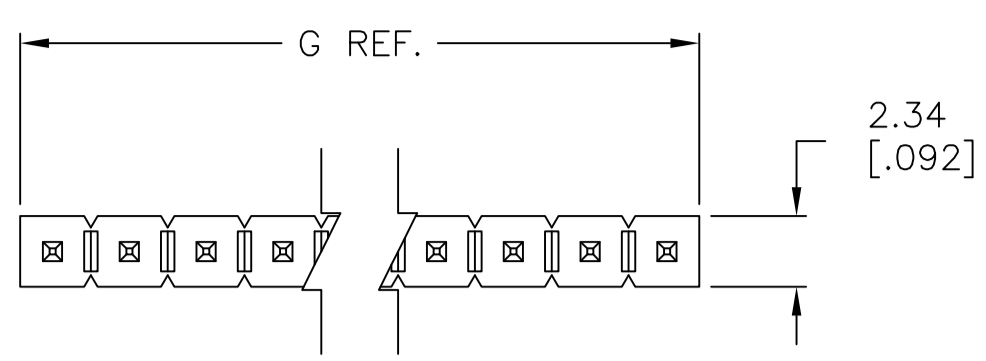


REVISIONS					
P	LTR	DESCRIPTION	DATE	DWN	APVD
A2	REVISED PER ECO-16-006307		05AUG2016	NK	MM
A3	REVISED PER ECO-17-009990		11JUL2017	RS	MM



RECOMMENDED HOLE LAYOUT

- ASSEMBLY MAY BE BROKEN TO THE DESIRED NUMBER OF POSITIONS.
- TRUE POSITION TOLERANCE OF THE POST TIPS APPLIES WHEN THE HEADER IS HELD FLAT AGAINST THE PRINTED CIRCUIT BOARD.
- THE NOTED DIMENSIONS APPLY AT THE INTERSECTION OF THE POST AND HOUSING.
- HOUSING: FLAME RETARDANT THERMOPLASTIC; COLOR: BLACK.
- FINISH: 0.00254-0.00508 [.000100-.000200] BRIGHT TIN-LEAD OVER 0.00127 [.000050] NICKEL ENTIRE POST.
- FINISH: 0.00254-0.00508 [.000100-.000200] MATTE TIN OVER 0.00127 [.000050] NICKEL ENTIRE POST.

OBSOLETE

PLATING	G	F	E	NO. OF POSITIONS	PART NUMBER
6	101.19 [3.984]	99.06 [3.900]	39	40	-9-146474-0-
6	98.65 [3.884]	96.52 [3.800]	38	39	-8-146474-9-
6	96.11 [3.784]	93.98 [3.700]	37	38	-8-146474-8-
6	93.57 [3.684]	91.44 [3.600]	36	37	-8-146474-7-
6	91.03 [3.584]	88.90 [3.500]	35	36	-8-146474-6-
6	88.49 [3.484]	86.36 [3.400]	34	35	-8-146474-5-
6	85.95 [3.384]	83.82 [3.300]	33	34	-8-146474-4-
6	83.41 [3.284]	81.28 [3.200]	32	33	-8-146474-3-
6	80.87 [3.184]	78.74 [3.100]	31	32	-8-146474-2-
6	78.33 [3.084]	76.20 [3.000]	30	31	-8-146474-1-
6	75.79 [2.984]	73.66 [2.900]	29	30	-8-146474-0-
6	73.25 [2.884]	71.12 [2.800]	28	29	-7-146474-9-
6	70.71 [2.784]	68.58 [2.700]	27	28	-7-146474-8-
6	68.17 [2.684]	66.04 [2.600]	26	27	-7-146474-7-
6	65.63 [2.584]	63.50 [2.500]	25	26	-7-146474-6-
6	63.09 [2.484]	60.96 [2.400]	24	25	-7-146474-5-
6	60.55 [2.384]	58.42 [2.300]	23	24	-7-146474-4-
6	58.01 [2.284]	55.88 [2.200]	22	23	-7-146474-3-
6	55.47 [2.184]	53.34 [2.100]	21	22	-7-146474-2-
6	52.93 [2.084]	50.80 [2.000]	20	21	-7-146474-1-
6	50.39 [1.984]	48.26 [1.900]	19	20	-7-146474-0-
6	47.85 [1.884]	45.72 [1.800]	18	19	-6-146474-9-
6	45.31 [1.784]	43.18 [1.700]	17	18	-6-146474-8-
6	42.77 [1.684]	40.64 [1.600]	16	17	-6-146474-7-
6	40.23 [1.584]	38.10 [1.500]	15	16	-6-146474-6-
6	37.69 [1.484]	35.56 [1.400]	14	15	-6-146474-5-
6	35.15 [1.384]	33.02 [1.300]	13	14	-6-146474-4-
6	32.61 [1.284]	30.48 [1.200]	12	13	-6-146474-3-
6	30.07 [1.184]	27.94 [1.100]	11	12	-6-146474-2-
6	27.53 [1.084]	25.40 [1.000]	10	11	-6-146474-1-
6	24.99 [0.984]	22.86 [0.900]	9	10	-6-146474-0-
6	22.45 [0.884]	20.32 [0.800]	8	9	-5-146474-9-
6	19.91 [0.784]	17.78 [0.700]	7	8	-5-146474-8-
6	17.37 [0.684]	15.24 [0.600]	6	7	-5-146474-7-
6	14.83 [0.584]	12.70 [0.500]	5	6	-5-146474-6-
6	12.29 [0.484]	10.16 [0.400]	4	5	-5-146474-5-
6	9.75 [0.384]	7.62 [0.300]	3	4	-5-146474-4-
6	7.21 [0.284]	5.08 [0.200]	2	3	-5-146474-3-
6	4.67 [0.184]	2.54 [0.100]	1	2	-5-146474-2-
6	2.13 [0.084]	-	-	1	-5-146474-1-

OBSOLETE

PLATING	G	F	E	NO. OF POSITIONS	PART NUMBER
5	101.19 [3.984]	99.06 [3.900]	39	40	-4-146474-0-
5	98.65 [3.884]	96.52 [3.800]	38	39	-3-146474-9-
5	96.11 [3.784]	93.98 [3.700]	37	38	-3-146474-8-
5	93.57 [3.684]	91.44 [3.600]	36	37	-3-146474-7-
5	91.03 [3.584]	88.90 [3.500]	35	36	-3-146474-6-
5	88.49 [3.484]	86.36 [3.400]	34	35	-3-146474-5-
5	85.95 [3.384]	83.82 [3.300]	33	34	-3-146474-4-
5	83.41 [3.284]	81.28 [3.200]	32	33	-3-146474-3-
5	80.87 [3.184]	78.74 [3.100]	31	32	-3-146474-2-
5	78.33 [3.084]	76.20 [3.000]	30	31	-3-146474-1-
5	75.79 [2.984]	73.66 [2.900]	29	30	-3-146474-0-
5	73.25 [2.884]	71.12 [2.800]	28	29	-2-146474-9-
5	70.71 [2.784]	68.58 [2.700]	27	28	-2-146474-8-
5	68.17 [2.684]	66.04 [2.600]	26	27	-2-146474-7-
5	65.63 [2.584]	63.50 [2.500]	25	26	-2-146474-6-
5	63.09 [2.484]	60.96 [2.400]	24	25	-2-146474-5-
5	60.55 [2.384]	58.42 [2.300]	23	24	-2-146474-4-
5	58.01 [2.284]	55.88 [2.200]	22	23	-2-146474-3-
5	55.47 [2.184]	53.34 [2.100]	21	22	-2-146474-2-
5	52.93 [2.084]	50.80 [2.000]	20	21	-2-146474-1-
5	50.39 [1.984]	48.26 [1.900]	19	20	-2-146474-0-
5	47.85 [1.884]	45.72 [1.800]	18	19	-1-146474-9-
5	45.31 [1.784]	43.18 [1.700]	17	18	-1-146474-8-
5	42.77 [1.684]	40.64 [1.600]	16	17	-1-146474-7-
5	40.23 [1.584]	38.10 [1.500]	15	16	-1-146474-6-
5	37.69 [1.484]	35.56 [1.400]	14	15	-1-146474-5-
5	35.15 [1.384]	33.02 [1.300]	13	14	-1-146474-4-
5	32.61 [1.284]	30.48 [1.200]	12	13	-1-146474-3-
5	30.07 [1.184]	27.94 [1.100]	11	12	-1-146474-2-
5	27.53 [1.084]	25.40 [1.000]	10	11	-1-146474-1-
5	24.99 [0.984]	22.86 [0.900]	9	10	-1-146474-0-
5	22.45 [0.884]	20.32 [0.800]	8	9	-146474-9-
5	19.91 [0.784]	17.78 [0.700]	7	8	-146474-8-
5	17.37 [0.684]	15.24 [0.600]	6	7	-146474-7-
5	14.83 [0.584]	12.70 [0.500]	5	6	-146474-6-
5	12.29 [0.484]	10.16 [0.400]	4	5	-146474-5-
5	9.75 [0.384]	7.62 [0.300]	3	4	-146474-4-
5	7.21 [0.284]	5.08 [0.200]	2	3	-146474-3-
5	4.67 [0.184]	2.54 [0.100]	1	2	-146474-2-
5	2.13 [0.084]	-	-	1	-146474-1-

THIS DRAWING IS A CONTROLLED DOCUMENT.

DIMENSIONS: mm [INCHES]

TOLERANCES UNLESS OTHERWISE SPECIFIED:

0 PLC	±	-
1 PLC	±	-
2 PLC	±	0.51[.02]
3 PLC	±	0.127[.005]
4 PLC	±	0.0127[.0005]

ANGLES: ±

MATERIAL: 4

SEE TABLE

THIS DRAWING IS A CONTROLLED DOCUMENT.

DWN: E. BRANDBERG 14-MAR-97

CHK: G. DUBNICZKI 14-MAR-97

APVD: G. DUBNICZKI 14-MAR-97

NAME: PRODUCT SPEC

APPLICATION SPEC

SIZE: A1

CAGE CODE: 00779

DRAWING NO: 146474

RESTRICTED TO: -

CUSTOMER DRAWING

SCALE: 4:1

SHEET: 1 of 1

REV: A3

STE TE Connectivity

HEADER ASSEMBLY, MOD II, STACKING, SINGLE ROW, .025 SQ.POST, UNSHROUDED

Mouser Electronics

Authorized Distributor

Click to View Pricing, Inventory, Delivery & Lifecycle Information:

[TE Connectivity:](#)

[2-146474-7](#)