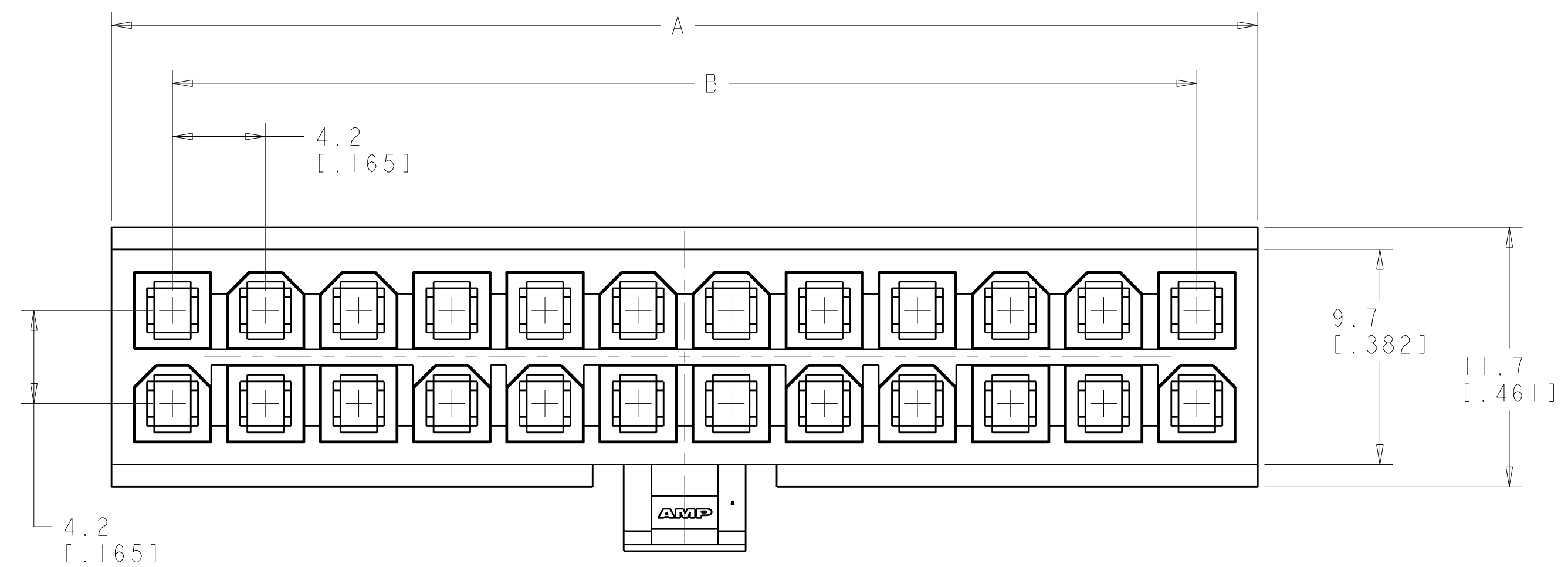
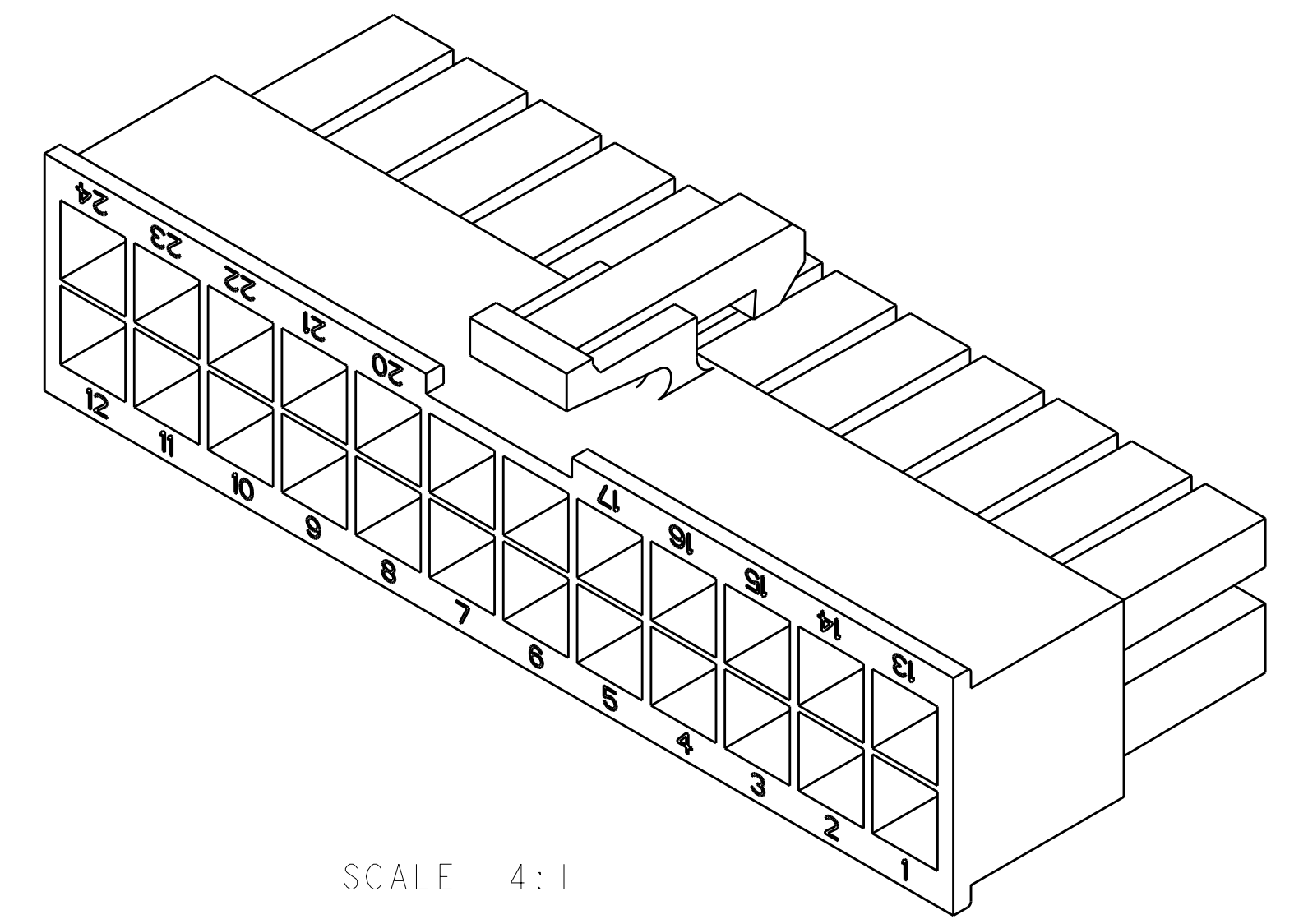
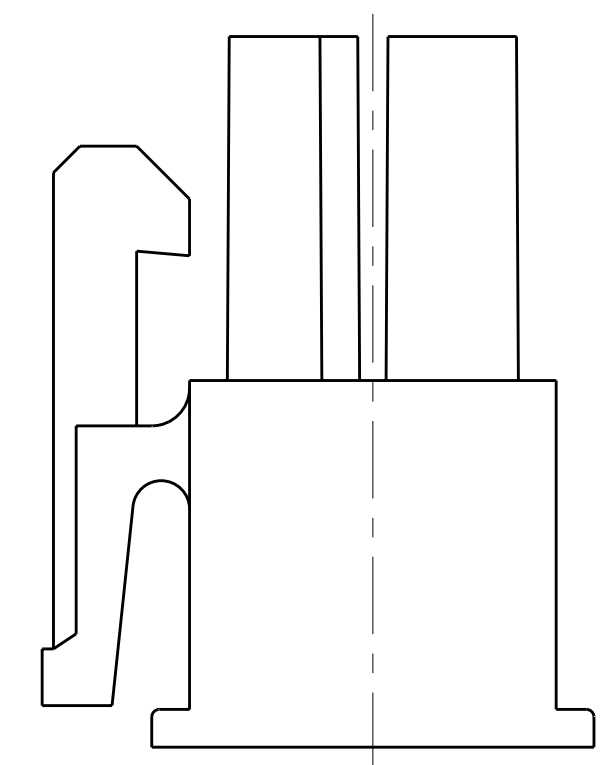
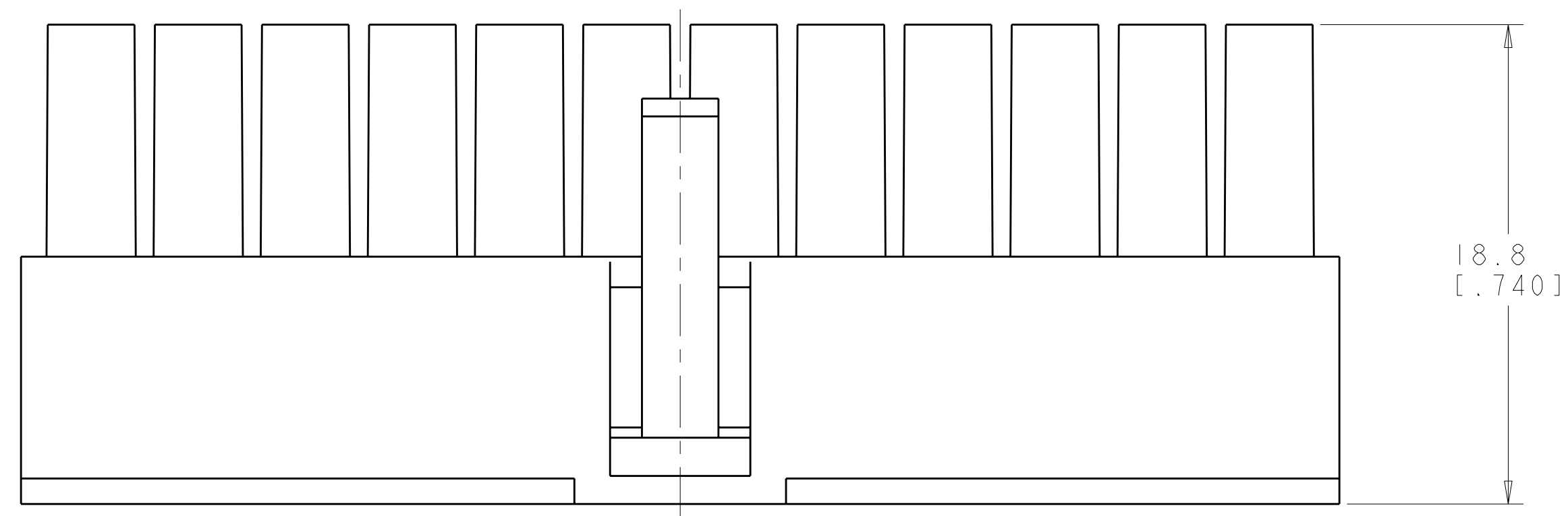


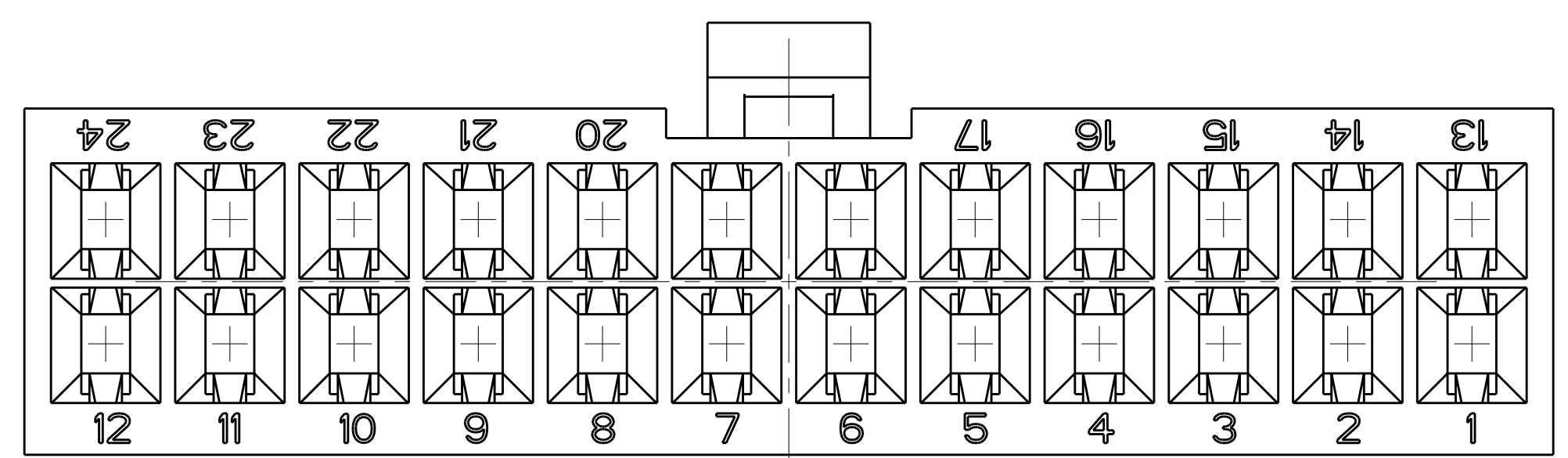
LOC	DIST	REVISIONS			
CM	00	REV	DATE	BY	APPD
		E2	14MAR2011	RK	HMR



- △ NYLON, UL94V-2, NATURAL.
- 2. DIMENSIONS IN BRACKETS ARE IN INCHES.
- 3. FEMALE CONTACTS MUST BE INSERTED SO THAT THE TOP OF THE WIRE AND INSULATION CRIMPS ARE FACING THE CIRCUIT NUMBER OF THE POSITION INTO WHICH IT IS BEING INSERTED OR 180° FROM THE CIRCUIT NUMBER FOR THAT POSITION.



SCALE 4:1



4032.2	24	46.2[1.82]	51.7[2.04]	2-106527-4
3717.6	22	42[1.65]	47.5[1.87]	2-106527-2
3403.1	20	37.8[1.49]	43.3[1.71]	2-106527-0
3088.6	18	33.6[1.32]	39.1[1.54]	1-106527-8
2774	16	29.4[1.16]	34.9[1.37]	1-106527-6
2459.5	14	25.2[0.99]	30.7[1.21]	1-106527-4
2145	12	21[0.83]	26.5[1.04]	1-106527-2
1830.5	10	16.8[0.66]	22.3[0.88]	1-106527-0
1515.9	8	12.6[0.5]	18.1[0.71]	106527-8
1201.4	6	8.4[0.33]	13.9[0.55]	106527-6
886.9	4	4.2[0.17]	9.7[0.38]	106527-4
575.1	2	0[0]	5.5[0.22]	106527-2
VOLUME mm ³	NO OF POSITIONS	B	A±0.2[.01]	PART NUMBER

THIS DRAWING IS A CONTROLLED DOCUMENT. DWN: R. WHITAKER 27JUN2007
 CHK: C. CASH 27JUN2007
 APVD: C. CASH 27JUN2007

STE TE Connectivity

AMP-DUAC(TM) RECEPTACLE HOUSING, 2 TO 24 POSITION.

SIZE: CAGE CODE: DRAWING NO: A100779C=106527
 SHEET 1 OF 1 REV: E2

MATERIAL: NYLON
 FINISH: 40° 30'

CUSTOMER DRAWING



Mouser Electronics

Authorized Distributor

Click to View Pricing, Inventory, Delivery & Lifecycle Information:

[TE Connectivity:](#)

[2-106527-4](#)