

PCB terminal block - FKDSO 2,5/ 4-L KMGY - 2200319

Please be informed that the data shown in this PDF Document is generated from our Online Catalog. Please find the complete data in the user's documentation. Our General Terms of Use for Downloads are valid (<http://phoenixcontact.com/download>)




PCB terminal block, Nominal current: 22 A, Nom. voltage: 250 V, Pitch: 5 mm, Number of positions: 4, Connection method: Spring-cage connection, Mounting: Soldering, Conductor/PCB connection direction: 0 °, Color: light gray, Article with lateral pin exit

Why buy this product

- ✓ Spring-cage PCB terminal block for ME/ME MAX electronics housing
- ✓ Push-in Technology simplifies connection
- ✓ 5 mm pitch



Key commercial data

Packing unit	50 pc
Minimum order quantity	50 pc
GTIN	 4 046356 563840
Weight per Piece (excluding packing)	5.44 g
Custom tariff number	85369010
Country of origin	Germany

Technical data

Dimensions

Length	25.9 mm
Height	26.5 mm
Pitch	5 mm
Dimension a	15 mm
Pin dimensions	0,8 x 1,0 mm
Pin spacing	5.08 mm
Hole diameter	1.4 mm

General

Range of articles	FKDSO 2,5/..-L
Insulating material group	I
Rated surge voltage (III/3)	4 kV

PCB terminal block - FKDSO 2,5/ 4-L KMGY - 2200319

Technical data

General

Rated surge voltage (III/2)	4 kV
Rated surge voltage (II/2)	4 kV
Rated voltage (III/3)	250 V
Rated voltage (III/2)	250 V
Rated voltage (II/2)	250 V
Connection in acc. with standard	EN-VDE
Nominal current I_N	22 A
Nominal cross section	2.5 mm ²
Maximum load current	22 A
Insulating material	PA
Inflammability class according to UL 94	V0
Stripping length	10 mm
Number of positions	4

Connection data

Conductor cross section solid min.	0.2 mm ²
Conductor cross section solid max.	2.5 mm ²
Conductor cross section stranded min.	0.2 mm ²
Conductor cross section stranded max.	2.5 mm ²
Conductor cross section stranded, with ferrule without plastic sleeve min.	0.25 mm ²
Conductor cross section stranded, with ferrule without plastic sleeve max.	2.5 mm ²
Conductor cross section stranded, with ferrule with plastic sleeve min.	0.25 mm ²
Conductor cross section stranded, with ferrule with plastic sleeve max.	2.5 mm ²
Conductor cross section AWG/kcmil min.	24
Conductor cross section AWG/kcmil max	14
2 conductors with same cross section, stranded, TWIN ferrules with plastic sleeve, min.	0.5 mm ²
2 conductors with same cross section, stranded, TWIN ferrules with plastic sleeve, max.	1.5 mm ²

Classifications

eCl@ss

eCl@ss 4.0	27180401
eCl@ss 4.1	27180401
eCl@ss 5.0	27180506
eCl@ss 5.1	27141190
eCl@ss 6.0	27141190
eCl@ss 7.0	27141190
eCl@ss 8.0	27440401

PCB terminal block - FKDSO 2,5/ 4-L KMGY - 2200319

Classifications

ETIM

ETIM 2.0	EC001031
ETIM 3.0	EC001031
ETIM 4.0	EC002643
ETIM 5.0	EC002643

UNSPSC

UNSPSC 6.01	31261501
UNSPSC 7.0901	31261501
UNSPSC 11	31261501
UNSPSC 12.01	31261501
UNSPSC 13.2	31261501

Approvals

Approvals

Approvals

UL Recognized / VDE Gutachten mit Fertigungsüberwachung / cUL Recognized / CCA / IECCEB Scheme / EAC / cULus Recognized

Ex Approvals

Approvals submitted

Approval details

UL Recognized		
	B	D
mm ² /AWG/kcmil	24-14	24-14
Nominal current IN	10 A	5 A
Nominal voltage UN	300 V	300 V

VDE Gutachten mit Fertigungsüberwachung	
mm ² /AWG/kcmil	0.2-2.5
Nominal current IN	22 A

PCB terminal block - FKDSO 2,5/ 4-L KMGY - 2200319

Approvals

Nominal voltage UN	250 V
--------------------	-------

cUL Recognized

	B	D
mm ² /AWG/kcmil	24-14	24-14
Nominal current IN	10 A	5 A
Nominal voltage UN	300 V	300 V

CCA

mm ² /AWG/kcmil	0.2-2.5
Nominal current IN	22 A
Nominal voltage UN	250 V

IECEE CB Scheme

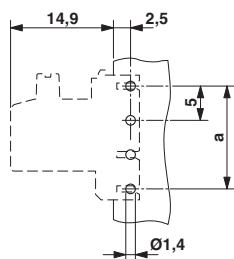
mm ² /AWG/kcmil	0.2-2.5
Nominal current IN	22 A
Nominal voltage UN	250 V

EAC

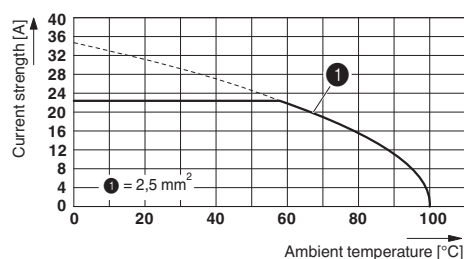
cULus Recognized

Drawings

Drilling diagram



Diagram



PCB terminal block - FKDSO 2,5/ 4-L KMGY - 2200319

Dimensioned drawing

