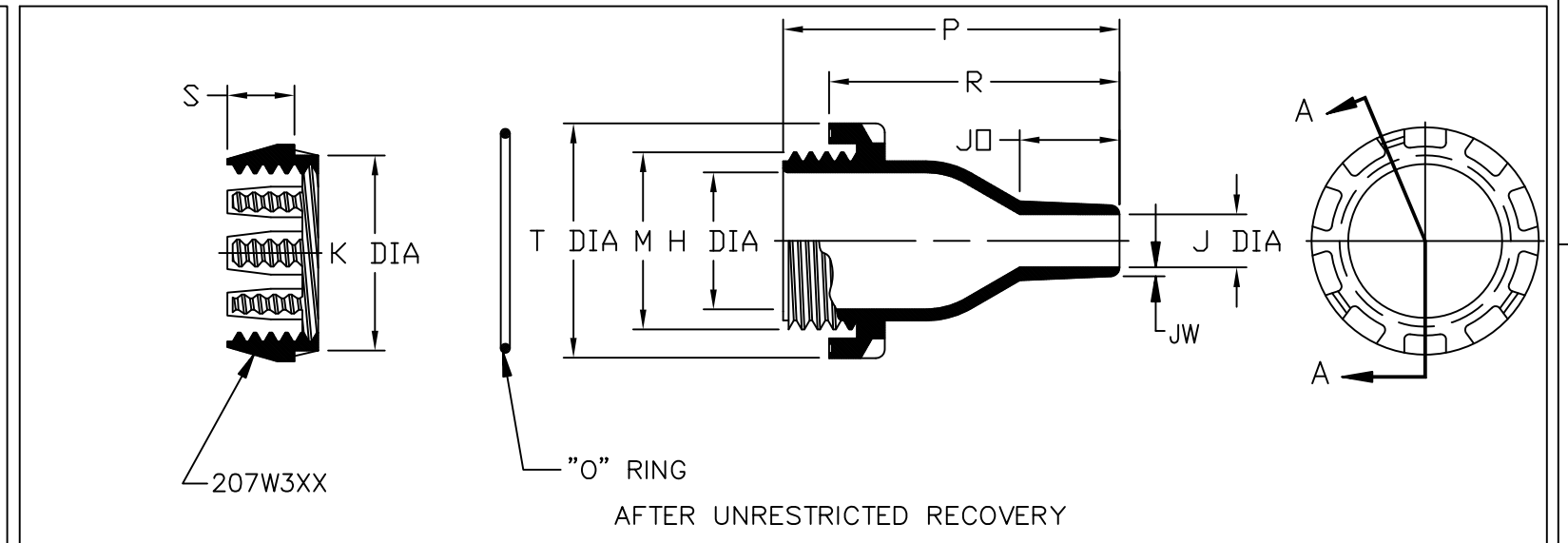
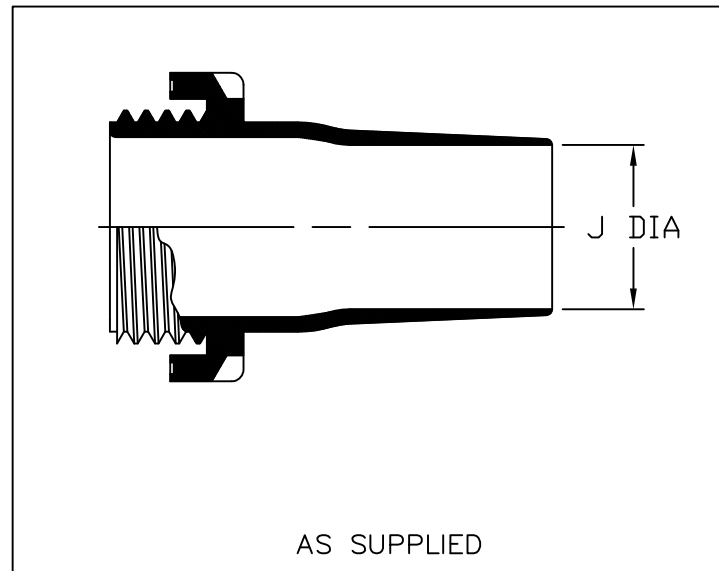


NOTES

- ALL DIMENSIONS ARE IN INCHES
[MILLIMETERS]
- DIMENSIONS APPEARING IN TABLE ARE AS FOLLOWS:
a - AS SUPPLIED
b - AFTER UNRESTRICTED RECOVERY
- COATING IS OPTIONAL. AS SUPPLIED DIMENSIONS APPEARING IN TABLE ARE FOR UNCOATED PARTS WHEN COATING IS ADDED, ENTRY DIAMETERS WILL BE REDUCED BY 0.06 MAX.
- RECOMENDED MAXIMUM PANEL THICKNESS IS 8mm

REVISIONS			
LTR	DESCRIPTION	DATE	APPROVED
S1	REVISED PER ECO-14-014091	09/03/2014	S TRAN



ORDERING INFORMATION

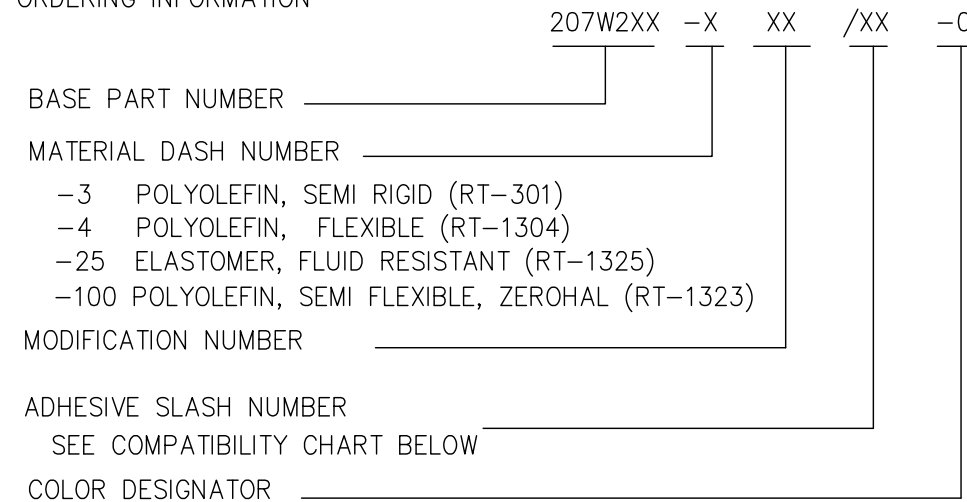


TABLE OF DIMENSIONS

PART NUMBER	H	J		J0	K	M	P	R	S	T	JW	Hole DIA	Torque Nm
	Ref b	Min a	Max b	Max b	Ref b	THREAD b	±10% b	±10% b	±10% b	Ref b	±20% b	±0.02 ±0.5	
207W213	.47 [12,0]	.39 [10,0]	.15 [4,0]	.60 [15,3]	.90 [23,0]	.78 [20,0]	2.44 [62,0]	1.93 [49,0]	.51 [13,0]	1.25 [32,0]	.04 [1,0]	.94 [24,0]	3
207W223	.78 [20,0]	.71 [18,0]	.27 [7,0]	.76 [19,5]	1.30 [33,0]	1.18 [30,0]	2.83 [72,0]	2.32 [59,0]	.63 [16,0]	1.65 [42,0]	.07 [1,8]	1.33 [34,0]	8
207W234	1.22 [31,0]	1.10 [28,0]	.47 [12,0]	1.06 [27,0]	1.81 [46,0]	1.65 [42,0]	3.42 [87,0]	2.91 [74,0]	.71 [18,0]	2.28 [58,0]	.10 [2,5]	1.85 [47,0]	11
207W245	1.77 [45,0]	1.65 [42,0]	.71 [18,0]	1.26 [32,2]	2.34 [59,5]	2.20 [56,0]	4.01 [102,0]	3.50 [89,0]	.71 [18,0]	2.79 [71,0]	.12 [3,0]	2.38 [60,5]	14
207W258	2.67 [68,0]	2.52 [64,0]	1.18 [30,0]	1.53 [39,0]	3.30 [84,0]	3.15 [80,0]	4.80 [122,0]	4.29 [109,0]	.71 [18,0]	3.82 [97,0]	.12 [3,0]	3.34 [85,0]	16
207W264	1.57 [40,0]	1.49 [38,0]	.59 [15,0]	1.11 [28,3]	2.12 [54,0]	1.97 [50,0]	3.74 [95,0]	3.22 [82,0]	.71 [18,0]	2.62 [66,5]	.10 [2,5]	2.16 [55,0]	11

If this document is printed it becomes uncontrolled. Check for the latest revision

COMPATIBILITY CHART

MATERIAL DASH NO.	ADHESIVE (COATING) SLASH NUMBER	ADHESIVE (COATING) S NUMBER
-3	/42; /86;	S-1017; S-1048
-4	/42; /86;	S-1017; S-1048
-25	/86; /225	S-1048; S-1206
-100	/86; /180	S-1048; S-1030

UNLESS OTHERWISE SPECIFIED DIMENSIONS ARE METRIC AND INCHES ARE IN BRACKETS.
DECIMAL TOLERANCES
XXX ± 0,13 (.005)
XX ± 0,25 (.01)
X ± 0,50 (.10)
ANGLE TOLERANCE
.X ± 1 DEG.

DRAWN: MMAZARIEGOS DATE: 5/28/12
APPROVED: D. HURRELL DATE: 5/30/12
RPN: SEE TABLE
CAD FILE: 207W213THRU264CD

TYCO ELECTRONICS RESERVES THE RIGHT TO AMEND THIS DRAWING AT ANY TIME. USERS SHOULD EVALUATE THE SUITABILITY OF THE PRODUCT FOR THEIR APPLICATION.

THIRD ANGLE PROJECTION

Raychem Molded Parts
CUSTOMER DRAWING

TE TE Connectivity

TITLE: FEEDTHROUGH SEAL

SIZE: B CODE IDENT. NO.: 06090 DWG. NO.: 207W213THRU264

SCALE: NTS DO NOT SCALE THIS DRAWING SHEET 1 OF 1