THIS DRAWING IS UNPUBLISHED. RELEASED FOR PUBLICATION -.-.-
© COPYRIGHT - BY TYCO ELECTRONICS CORPORATION. ALL RIGHTS RESERVED.

UOC	DIST	REVISIONS					
AA	00	P	LTR	DESCRIPTION	DATE	DRN	APVD
			R	ECO-08-001555	18JAN08	LAM	JW

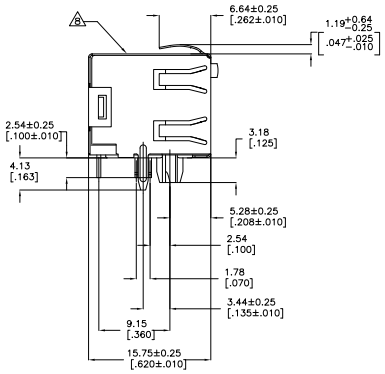

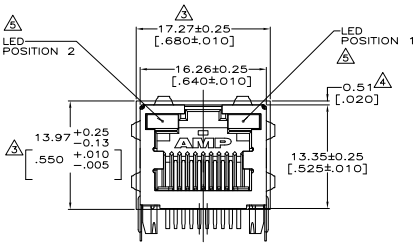

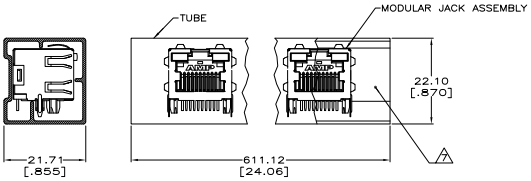

DETAIL A
TUBE PACKAGING
SCALE 2:1

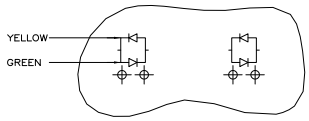

LED CURRENT DIAGRAM
406549-8 ONLY

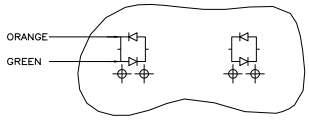

LED CURRENT DIAGRAM
406549-7 ONLY

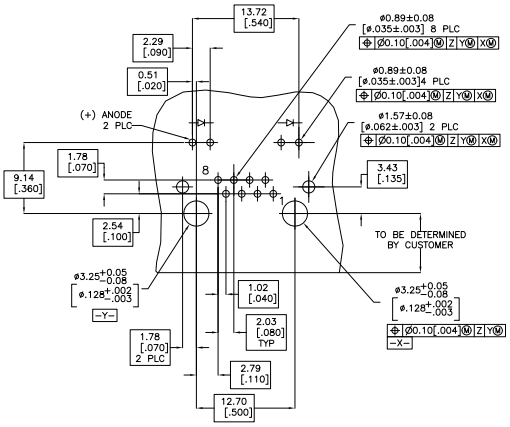

RECOMMENDED PRINTED CIRCUIT BOARD LAYOUT
(COMPONENT SIDE)

1. MATERIAL: HOUSING – HIGH TEMPERATURE THERMOPLASTIC, BLACK, UL94V-0.
TERMINALS – 0.36[.014] THICK PHOS BRONZE PLATED WITH 3.81µm[.000150] MINIMUM THICK (SEE P/N TABLE) IN SOLDER AREA. 1.27µm [.000050] MINIMUM GOLD IN LOCALIZED PLATE AREA. ENTIRE TERMINAL PLATED WITH 1.27µm [.000050] MINIMUM THICK NICKEL.
SHIELD – 0.196[.0077] THICK COPPER ZINC ALLOY PREPLATED WITH 1.27µm[.000050] MINIMUM SATIN NICKEL WITH 2.03µm[.000080] MINIMUM TIN POST DIPPED ON PCB GROUND TABS.
LIGHT EMITTING DIODE (LED) – DIFFUSED EPOXY LENS, 0.51 x 0.51[.020 x .020] CARBON STEEL WIREFRAME LEADS PLATED WITH 8.89µm[.000350] TIN/COPPER OVER 2.03[000080] SILVER OVER 1.02µm[.000040] NICKEL UNDERPLATE OVER 1.02µm[.000040] COPPER UNDERPLATE.
2. JACK CAVITY CONFORMS TO FCC RULES AND REGULATIONS PART 68, SUBPART F.
3. SUGGESTED PANEL OPENING DIMENSIONS.
4. SUGGESTED CLEARANCE BETWEEN TOP OF CONNECTOR AND TOP PANEL OPENING.
5. SEE TABLE FOR COLOR OF LEDS AND NUMBER REQUIRED.
6. THIS MODULAR JACK WITH INTEGRATED LED IS NOT IR REFLOW SOLDERING PROCESS COMPATIBLE.
7. PACKAGED 30 PIECES PER TUBE, SEE DETAIL "A".
8. MANUFACTURING DATE CODE:
BLACK INK STAMP, LOCATED APPROX. AS SHOWN.
FIRST 2 DIGITS = LAST 2 DIGITS OF YEAR.
NEXT 2 DIGITS = MANUFACTURING WORK WEEK.
LAST DIGIT = DAY OF WEEK WITH SUNDAY = 1.

TERMINAL LEAD PLATING	PACKAGING	POSITION 2 INDICATOR COLOR	POSITION 1 INDICATOR COLOR	PART NUMBER
MATTE TIN	TRAY	RED	GREEN	3-406549-2
MATTE TIN	7 TUBE	YELLOW	GREEN	3-406549-1
MATTE TIN	TRAY	ORANGE/GREEN	GREEN	3-406549-0
MATTE TIN	TRAY	ORANGE/GREEN	YELLOW	2-406549-9
MATTE TIN	TRAY	YELLOW/GREEN	YELLOW/GREEN	2-406549-8
MATTE TIN	TRAY	ORANGE/GREEN	ORANGE/GREEN	2-406549-7
MATTE TIN	TRAY	YELLOW	YELLOW	2-406549-6
MATTE TIN	TRAY	GREEN	GREEN	2-406549-5
MATTE TIN	TRAY	GREEN	YELLOW	2-406549-4
MATTE TIN	TRAY	YELLOW	–	2-406549-3
MATTE TIN	TRAY	–	GREEN	2-406549-2
MATTE TIN	TRAY	YELLOW	GREEN	2-406549-1
TIN-LEAD	TRAY	YELLOW/GREEN	YELLOW/GREEN	406549-8
TIN-LEAD	TRAY	YELLOW	YELLOW	406549-6
TIN-LEAD	TRAY	GREEN	GREEN	406549-5
TIN-LEAD	TRAY	GREEN	YELLOW	406549-4
TIN-LEAD	TRAY	YELLOW	–	406549-3
TIN-LEAD	TRAY	–	GREEN	406549-2
TIN-LEAD	TRAY	YELLOW	GREEN	406549-1

THIS DRAWING IS A CONTROLLED DOCUMENT.

DIMENSIONS: mm [INCHES]

TOLERANCE UNLESS OTHERWISE SPECIFIED:
0 PLC ± –
1 PLC ± –
2 PLC ± 0.25 [.01]
3 PLC ± 0.13 [.005]
4 PLC ± –
ANGLES ± –

MATERIAL: SEE NOTE 1
FINISH: SEE NOTE 1

DR G. GARRETT 17-SEP-97
CHK G. GARRETT 17-SEP-97
APVD M. DERSTINE 17-SEP-97

PRODUCT SPEC 108-1163-4
APPLICATION SPEC 114-2154
WEIGHT –

Tyco Electronics
Tyco Electronics Corporation
Harrisburg, Pa 17105-3608

NAME: INVERTED MODULAR JACK ASSEMBLY, 1X1, SHIELDED, PANEL GROUND, LED
–

SIZE A1 | CAGE CODE 00779 | DRAWING NO C-406549 | RESTRICTED TO –

CUSTOMER DRAWING | SCALE 4:1 | SHEET 1 OF 1 | REV R

Downloaded from Elcodis.com electronic components distributor