

PCB terminal block - MKDSO 2,5/4-6 SET KMGY - 2713751

Please be informed that the data shown in this PDF Document is generated from our Online Catalog. Please find the complete data in the user's documentation. Our General Terms of Use for Downloads are valid (<http://phoenixcontact.com/download>)



Set, consisting of orthogonal PCB terminal blocks for 6 x 4 positions (24-pos.), color: light gray

Why buy this product



Key Commercial Data

Packing unit	1 STK
GTIN	
GTIN	4017918914479
Weight per Piece (excluding packing)	48.600 g
Custom tariff number	85369010
Country of origin	Germany

Technical data

Dimensions

Pitch	5 mm
Pin dimensions	0,8 x 1

General

Rated surge voltage (III/3)	4 kV
Rated surge voltage (III/2)	4 kV
Rated surge voltage (II/2)	4 kV
Rated voltage (III/3)	250 V
Rated voltage (III/2)	400 V

PCB terminal block - MKDSO 2,5/4-6 SET KMGY - 2713751

Technical data

General

Rated voltage (U _{I/2})	630 V
Connection in acc. with standard	EN-VDE
Nominal current I _N	24 A
Nominal cross section	2.5 mm ²
Insulating material	PA
Flammability rating according to UL 94	V0
Internal cylindrical gage	A2
Stripping length	8 mm
Number of positions	4
Screw thread	M3
Tightening torque, min	0.5 Nm
Tightening torque max	0.6 Nm

Connection data

Conductor cross section solid min.	0.14 mm ²
Conductor cross section solid max.	2.5 mm ²
Conductor cross section flexible min.	0.14 mm ²
Conductor cross section flexible max.	2.5 mm ²
Conductor cross section flexible, with ferrule without plastic sleeve min.	0.25 mm ²
Conductor cross section flexible, with ferrule without plastic sleeve max.	2.5 mm ²
Conductor cross section flexible, with ferrule with plastic sleeve min.	0.25 mm ²
Conductor cross section flexible, with ferrule with plastic sleeve max.	2.5 mm ²
Conductor cross section AWG min.	26
Conductor cross section AWG max.	14
2 conductors with same cross section, solid min.	0.14 mm ²
2 conductors with same cross section, solid max.	0.75 mm ²
2 conductors with same cross section, stranded min.	0.14 mm ²
2 conductors with same cross section, stranded max.	0.75 mm ²
2 conductors with same cross section, stranded, ferrules without plastic sleeve, min.	0.25 mm ²
2 conductors with same cross section, stranded, ferrules without plastic sleeve, max.	0.75 mm ²
2 conductors with same cross section, stranded, TWIN ferrules with plastic sleeve, min.	0.5 mm ²
2 conductors with same cross section, stranded, TWIN ferrules with plastic sleeve, max.	1.5 mm ²

Standards and Regulations

Connection in acc. with standard	EN-VDE
	CSA

PCB terminal block - MKDSO 2,5/4-6 SET KMGY - 2713751

Technical data

Standards and Regulations

Flammability rating according to UL 94	V0
--	----

Environmental Product Compliance

China RoHS	Environmentally Friendly Use Period = 50
	For details about hazardous substances go to tab "Downloads", Category "Manufacturer's declaration"

Approvals


Approvals


Approvals

CSA / VDE Gutachten mit Fertigungsüberwachung / CCA / IECCE CB Scheme / EAC / cULus Recognized

Ex Approvals

Approval details

CSA		http://www.csagroup.org/services/testing-and-certification/certified-product-listing/	13631
		B	D
mm ² /AWG/kcmil		28-12	28-12
Nominal current I _N		10 A	10 A
Nominal voltage U _N		300 V	300 V


VDE Gutachten mit Fertigungsüberwachung		http://www.vde.com/en/Institute/OnlineService/VDE-approved-products/Pages/Online-Search.aspx	40023968
mm ² /AWG/kcmil		0.2-2.5	
Nominal current I _N		24 A	
Nominal voltage U _N		450 V	

CCA		CCA/DE1 33724
mm ² /AWG/kcmil		2.5


PCB terminal block - MKDSO 2,5/4-6 SET KMGY - 2713751

Approvals

Nominal current IN	24 A
Nominal voltage UN	450 V

IECEE CB Scheme		http://www.iecee.org/	DE1-39126
mm ² /AWG/kcmil	2.5		
Nominal current IN	24 A		
Nominal voltage UN	450 V		

EAC		EAC-Zulassung
-----	---	---------------

cULus Recognized		http://database.ul.com/cgi-bin/XYV/template/LISEXT/1FRAME/index.htm	E60425-19770427
	B	D	
mm ² /AWG/kcmil	30-12	30-12	
Nominal current IN	20 A	10 A	
Nominal voltage UN	300 V	300 V	