THIS DRAWING IS UNPUBLISHED. RELEASED FOR PUBLICATION -.-.-
© COPYRIGHT - BY TYCO ELECTRONICS CORPORATION. ALL RIGHTS RESERVED.

| UOC | DIST | REVISIONS | | | | | |
|---|---|---|---|---|---|---|---|
| AA | 00 | P | LTR | DESCRIPTION | DATE | DRN | APVD |
| | | | R | ECO-08-001555 | 18JAN08 | LAM | JW |

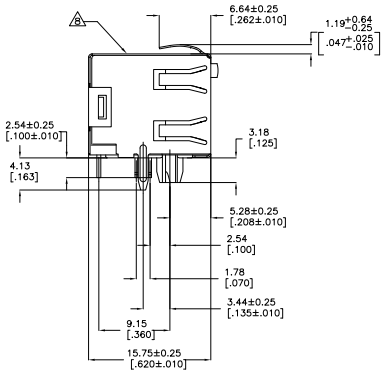


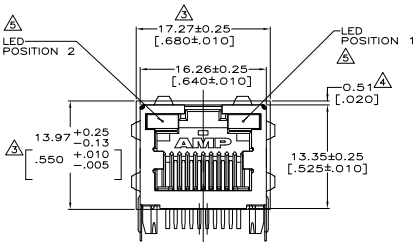


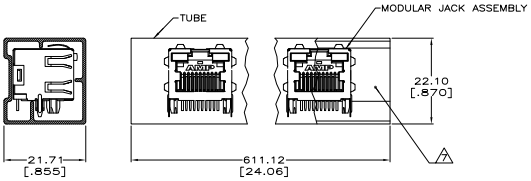


DETAIL A
TUBE PACKAGING
SCALE 2:1

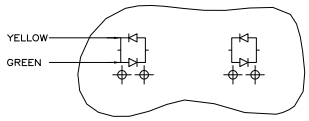


LED CURRENT DIAGRAM
406549-8 ONLY

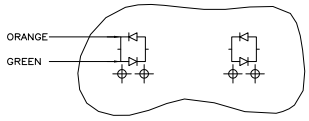


LED CURRENT DIAGRAM
406549-7 ONLY

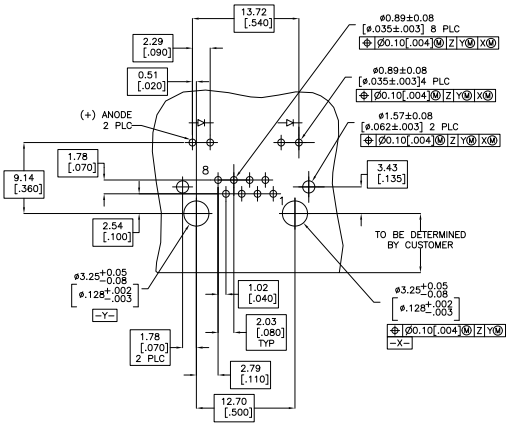


RECOMMENDED PRINTED CIRCUIT BOARD LAYOUT
(COMPONENT SIDE)

1. MATERIAL: HOUSING – HIGH TEMPERATURE THERMOPLASTIC, BLACK, UL94V-0.
TERMINALS – 0.36[.014] THICK PHOS BRONZE PLATED WITH 3.81µm[.000150] MINIMUM THICK (SEE P/N TABLE) IN SOLDER AREA. 1.27µm [.000050] MINIMUM GOLD IN LOCALIZED PLATE AREA. ENTIRE TERMINAL PLATED WITH 1.27µm [.000050] MINIMUM THICK NICKEL.
SHIELD – 0.196[.0077] THICK COPPER ZINC ALLOY PREPLATED WITH 1.27µm[.000050] MINIMUM SATIN NICKEL WITH 2.03µm[.000080] MINIMUM TIN POST DIPPED ON PCB GROUND TABS.
LIGHT EMITTING DIODE (LED) – DIFFUSED EPOXY LENS, 0.51 x 0.51[.020 x .020] CARBON STEEL WIREFRAME LEADS PLATED WITH 8.89µm[.000350] TIN/COPPER OVER 2.03[000080] SILVER OVER 1.02µm[.000040] NICKEL UNDERPLATE OVER 1.02µm[.000040] COPPER UNDERPLATE.
2. JACK CAVITY CONFORMS TO FCC RULES AND REGULATIONS PART 68, SUBPART F.
3. SUGGESTED PANEL OPENING DIMENSIONS.
4. SUGGESTED CLEARANCE BETWEEN TOP OF CONNECTOR AND TOP PANEL OPENING.
5. SEE TABLE FOR COLOR OF LEDS AND NUMBER REQUIRED.
6. THIS MODULAR JACK WITH INTEGRATED LED IS NOT IR REFLOW SOLDERING PROCESS COMPATIBLE.
7. PACKAGED 30 PIECES PER TUBE, SEE DETAIL "A".
8. MANUFACTURING DATE CODE:
BLACK INK STAMP, LOCATED APPROX. AS SHOWN.
FIRST 2 DIGITS = LAST 2 DIGITS OF YEAR.
NEXT 2 DIGITS = MANUFACTURING WORK WEEK.
LAST DIGIT = DAY OF WEEK WITH SUNDAY = 1.

| TERMINAL LEAD PLATING | PACKAGING | POSITION 2 INDICATOR COLOR | POSITION 1 INDICATOR COLOR | PART NUMBER |
|---|---|---|---|---|
| MATTE TIN | TRAY | RED | GREEN | 3-406549-2 |
| MATTE TIN | 7 TUBE | YELLOW | GREEN | 3-406549-1 |
| MATTE TIN | TRAY | ORANGE/GREEN | GREEN | 3-406549-0 |
| MATTE TIN | TRAY | ORANGE/GREEN | YELLOW | 2-406549-9 |
| MATTE TIN | TRAY | YELLOW/GREEN | YELLOW/GREEN | 2-406549-8 |
| MATTE TIN | TRAY | ORANGE/GREEN | ORANGE/GREEN | 2-406549-7 |
| MATTE TIN | TRAY | YELLOW | YELLOW | 2-406549-6 |
| MATTE TIN | TRAY | GREEN | GREEN | 2-406549-5 |
| MATTE TIN | TRAY | GREEN | YELLOW | 2-406549-4 |
| MATTE TIN | TRAY | YELLOW | – | 2-406549-3 |
| MATTE TIN | TRAY | – | GREEN | 2-406549-2 |
| MATTE TIN | TRAY | YELLOW | GREEN | 2-406549-1 |
| TIN-LEAD | TRAY | YELLOW/GREEN | YELLOW/GREEN | 406549-8 |
| TIN-LEAD | TRAY | YELLOW | YELLOW | 406549-6 |
| TIN-LEAD | TRAY | GREEN | GREEN | 406549-5 |
| TIN-LEAD | TRAY | GREEN | YELLOW | 406549-4 |
| TIN-LEAD | TRAY | YELLOW | – | 406549-3 |
| TIN-LEAD | TRAY | – | GREEN | 406549-2 |
| TIN-LEAD | TRAY | YELLOW | GREEN | 406549-1 |

THIS DRAWING IS A CONTROLLED DOCUMENT.

DIMENSIONS: mm [INCHES]

TOLERANCE UNLESS OTHERWISE SPECIFIED:
0 PLC ± –
1 PLC ± –
2 PLC ± 0.25 [.01]
3 PLC ± 0.13 [.005]
4 PLC ± –
ANGLES ± –

MATERIAL: SEE NOTE 1
FINISH: SEE NOTE 1

DR G. GARRETT 17-SEP-97
CHK G. GARRETT 17-SEP-97
APVD M. DERSTINE 17-SEP-97

PRODUCT SPEC 108-1163-4
APPLICATION SPEC 114-2154
WEIGHT –

Tyco Electronics
Tyco Electronics Corporation
Harrisburg, Pa 17105-3608

NAME: INVERTED MODULAR JACK ASSEMBLY, 1X1, SHIELDED, PANEL GROUND, LED
–

SIZE A1 | CAGE CODE 00779 | DRAWING NO C-406549 | RESTRICTED TO –

CUSTOMER DRAWING | SCALE 4:1 | SHEET 1 OF 1 | REV R



Downloaded from Elcodis.com electronic components distributor