

IBS IL 24 BK RB-LK-PAC


Order No.: 2861506



<http://eshop.phoenixcontact.de/phoenix/treeViewClick.do?UID=2861506>


INTERBUS bus coupler, with fiber optic connection and fiber optic remote bus branch, 24 V DC, complete with accessories (connector and labeling field)



Commercial data	
GTIN (EAN)	 4 017918 894429
sales group	K410
Pack	1 pcs.
Customs tariff	85389091
Catalog page information	Page 149 (AX-2011)

Product notes

WEEE/RoHS-compliant since:
01/14/2008



<http://www.download.phoenixcontact.com>
Please note that the data given here has been taken from the online catalog. For comprehensive information and data, please refer to the user documentation. The General Terms and Conditions of Use apply to Internet downloads.

Technical data	
General data	
Width	85 mm
Height	119.8 mm
Depth	71.5 mm

Weight	235 g
Note on weight specifications	Without plug
Mounting type	DIN rail
Ambient temperature (operation)	-25 °C ... 55 °C
Ambient temperature (storage/transport)	-25 °C ... 85 °C
Permissible humidity (operation)	75 % ... 85 %
Permissible humidity (storage/transport)	75 % ... 85 %
Air pressure (operation)	80 kPa ... 106 kPa (up to 3000 m above sea level)
Air pressure (storage/transport)	70 kPa ... 106 kPa (up to 3000 m above sea level)
Degree of protection	IP20
Test section	7.5 V logics supply, 24 V analog supply, 24 V bus terminal module supply/functional earth ground 500 V AC 50 Hz 1 min

Interface

Fieldbus system	Lokalbus
Name	Inline local bus
Connection method	Inline data jumper
Transmission speed	500 kBaud
Fieldbus system	INTERBUS
Name	INTERBUS remote bus
Connection method	6x F-SMA connector
Transmission speed	500 kBit/s
Transmission physics	FO
Name	Supply
Connection method	8-pos. Inline connector

Power supply for module electronics

Connection method	Inline connectors
Supply voltage	24 V DC (via Inline connector)
Supply voltage range	19.2 V DC ... 30 V DC (including all tolerances, including ripple)
Current consumption	max. 1.3 A (with max. number of connected I/O terminal blocks)

Inline potential routing

Communications power U_L	7.5 V DC $\pm 5\%$
Power supply at U_L	max. 2 A DC (observe derating)
I/O supply voltage U_{ANA}	24 V DC -15% / +20%
Power supply at U_{ANA}	max. 0.5 A DC (observe derating)

Certificates / Approvals



Certification GOST

Accessories

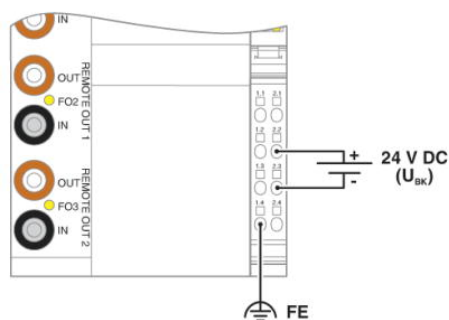
Item	Designation	Description
Assembly		
1201442	E/UK	End clamp, for assembly on NS 32 or NS 35/7.5 DIN rail

Marking		
0809492	ESL 62X10	Insert strip for laser printer, lettering field: 62 x 10 mm
2727501	IB IL FIELD 2	Labeling field, width: 12.2 mm

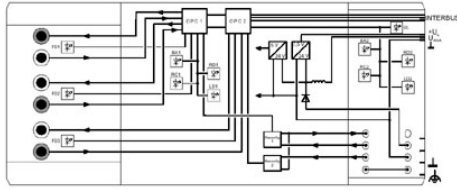
Plug/Adapter		
2727608	IB IL SCN-8-CP	Inline connector, colored

Diagrams/Drawings

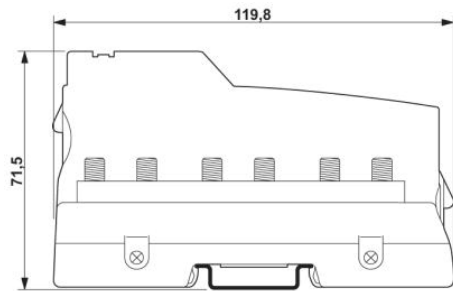
Connection diagram



Block diagram



Dimensioned drawing



Address

PHOENIX CONTACT Inc., USA
586 Fulling Mill Road
Middletown, PA 17057, USA
Phone (800) 888-7388
Fax (717) 944-1625
<http://www.phoenixcon.com>



© 2011 Phoenix Contact
Technical modifications reserved;