

Bus coupler - IBS IL 24 BK-T/U-2MBD-PAC - 2862000

Please be informed that the data shown in this PDF Document is generated from our Online Catalog. Please find the complete data in the user's documentation. Our General Terms of Use for Downloads are valid (<http://phoenixcontact.com/download>)



Inline, Bus coupler, INTERBUS, Inline shield connector, Transmission speed in the local bus 2 Mbps, Degree of protection IP20, including Inline connectors and marking fields

Product Description


The bus coupler connects an Inline station to the INTERBUS remote bus and provides the supply voltages for the connected devices.

Why buy this product

- Remote bus connections using copper technology
-
-
-
-



Key Commercial Data

Packing unit	1 STK
GTIN	 4 017918 974640
GTIN	4017918974640
Weight per Piece (excluding packing)	260.000 g
Custom tariff number	85389091
Country of origin	Germany

Technical data

Note

Utilization restriction	EMC: class A product, see manufacturer's declaration in the download area
-------------------------	---

Dimensions

Bus coupler - IBS IL 24 BK-T/U-2MBD-PAC - 2862000

Technical data

Dimensions

Width	48.8 mm
Height	135 mm
Depth	71.5 mm

Ambient conditions

Ambient temperature (operation)	-25 °C ... 55 °C
Ambient temperature (storage/transport)	-25 °C ... 85 °C
Permissible humidity (operation)	5 % ... 95 % (non-condensing)
Permissible humidity (storage/transport)	5 % ... 95 % (non-condensing)
Air pressure (operation)	70 kPa ... 106 kPa (up to 3000 m above sea level)
Air pressure (storage/transport)	70 kPa ... 106 kPa (up to 3000 m above sea level)
Degree of protection	IP20

General

Mounting type	DIN rail
Net weight	142 g
Note on weight specifications	with connectors
Diagnostics messages	Peripheral fault

Interfaces

Fieldbus system	INTERBUS
Designation	INTERBUS
Connection method	Inline shield connector
Transmission speed	2 Mbps
Transmission physics	Copper
Fieldbus system	Lokalbus
Designation	Inline local bus
Connection method	Inline data jumper
Transmission speed	2 Mbps

System limits of the bus coupler

Number of local bus devices that can be connected	max. 63
Number of devices with parameter channel	max. 62
Number of supported branch terminals with remote bus branch	max. 15

Power supply for module electronics

Connection method	Spring-cage connection
Designation	Bus coupler supply U_{BC} ; Communications power U_L (7.5 V) and the analog supply U_{ANA} (24 V) are generated from the bus coupler supply.
Supply voltage	24 V DC (via Inline connector)

Bus coupler - IBS IL 24 BK-T/U-2MBD-PAC - 2862000

Technical data

Power supply for module electronics

Supply voltage range	19.2 V DC ... 30 V DC (including all tolerances, including ripple)
Current consumption	max. 1.25 A (with max. number of connected I/O terminal blocks)

Inline potentials

Communications power U_L	7.5 V DC $\pm 5\%$
Power supply at U_L	max. 2 A DC (observe derating)
Main circuit supply U_M	24 V DC
Supply voltage range U_M	19.2 V DC ... 30 V DC (including all tolerances, including ripple)
Power supply at U_M	max. 8 A DC (Sum of $U_M + U_S$)
Segment circuit supply U_S	24 V DC
Supply voltage range U_S	19.2 V DC ... 30 V DC (including all tolerances, including ripple)
Power supply at U_S	max. 8 A DC (Sum of $U_M + U_S$)
I/O supply voltage U_{ANA}	24 V DC
Supply voltage range U_{ANA}	19.2 V DC ... 30 V DC (including all tolerances, including ripple)
Power supply at U_{ANA}	max. 0.5 A DC (observe derating)

Electrical isolation

Test section	5 V supply, incoming remote bus/5 V supply outgoing remote bus 500 V AC 50 Hz 1 min.
	5 V supply incoming remote bus/7.5 V communications power, 24 V analog supply, 24 V bus coupler supply 500 V AC 50 Hz 1 min.
	5 V supply, incoming remote bus/24 V main supply, 24 V segment supply 500 V AC 50 Hz 1 min.
	5 V supply incoming remote bus / functional earth ground 500 V AC 50 Hz 1 min.
	5 V supply, outgoing remote bus/24 V main supply, 24 V segment supply 500 V AC 50 Hz 1 min.
	5 V supply outgoing remote bus/7.5 V communications power, 24 V analog supply, 24 V bus coupler supply 500 V AC 50 Hz 1 min.
	5 V supply outgoing remote bus / functional earth ground 500 V AC 50 Hz 1 min.
	7.5 V communications power, 24 V analog supply, 24 V bus coupler supply/functional earth ground 500 V AC 50 Hz 1 min.
	7.5 V communications power, 24 V analog supply, 24 V bus coupler supply / 24 V main supply, 24 V segment supply 500 V AC 50 Hz 1 min.
	24 V main supply, 24 V segment supply/functional earth ground 500 V AC 50 Hz 1 min.

Standards and Regulations

Protection class	III, IEC 61140, EN 61140, VDE 0140-1
------------------	--------------------------------------

Environmental Product Compliance

Bus coupler - IBS IL 24 BK-T/U-2MBD-PAC - 2862000

Technical data

Environmental Product Compliance

China RoHS	Environmentally friendly use period: unlimited = EFUP-e
	No hazardous substances above threshold values

Approvals

Approvals


Approvals


UL Listed / cUL Listed / cULus Listed


Ex Approvals

ATEX

Approval details

UL Listed		http://database.ul.com/cgi-bin/XYV/template/LISEXT/1FRAME/index.htm	FILE E 140324
-----------	---	---	---------------

cUL Listed		http://database.ul.com/cgi-bin/XYV/template/LISEXT/1FRAME/index.htm	FILE E 140324
------------	---	---	---------------

cULus Listed			
--------------	---	--	--
