

## Signal duplicator - MINI MCR-SL-UI-2I-SP-NC - 2864189

Please be informed that the data shown in this PDF Document is generated from our Online Catalog. Please find the complete data in the user's documentation. Our General Terms of Use for Downloads are valid (<http://phoenixcontact.com/download>)



MCR 4-way signal duplicator for electrical isolation and doubling of analog signals with spring-cage connection, standard configuration

The figure shows a version with a screw connection

### Product description

The 6.2 mm wide configurable 4-way isolating amplifier MINI MCR-SL-UI-2I-... is used for electrical isolation, conversion, amplification and filtering of standard signals.

On the input side, the analog standard signals 0...20 mA, 4...20 mA, 0...10 V or 1...5V can be selected, on the output side there are two current outputs that can be set independently of one another with a 0...20 mA-, or 4...20mA signal, electrically isolated (4-way isolation).

The DIP switches, which can be accessed on the side of the housing, can be used to configure the input and output signal ranges.

Power (19.2 V DC to 30 V DC) can be supplied through connection terminal blocks on the modules or in conjunction with the DIN rail connector.

### Product Features

- ✓ Power supply possible via the foot element (TBUS)
- ✓ Duplication of a standard analog signal on two current outputs
- ✓ Highly-compact isolating amplifier for electrical isolation, conversion, amplification, filtering, and duplication of standard analog signals
- ✓ 4-way isolation
- ✓ Up to 8 signal combinations can be configured using DIP switches
- ✓



### Key commercial data

Packing unit	1 pc
Weight per Piece (excluding packing)	80.0 GRM
Custom tariff number	85437090
Country of origin	Germany

### Technical data

Note

# Signal duplicator - MINI MCR-SL-UI-2I-SP-NC - 2864189

## Technical data

### Note

Utilization restriction	EMC: class A product, see manufacturer's declaration in the download area
-------------------------	---

### Dimensions

Width	6.2 mm
Height	93.1 mm
Depth	102.5 mm

### Ambient conditions

Ambient temperature (operation)	-20 °C ... 60 °C
Ambient temperature (storage/transport)	-40 °C ... 85 °C
Degree of protection	IP20

### Input data

Number of inputs	1
Configurable/programmable	Yes, unconfigured
Voltage input signal	0 V ... 10 V (please indicate if different setting when ordering)
	1 V ... 5 V
Current input signal	0 mA ... 20 mA
	4 mA ... 20 mA
Max. input voltage	30 V
Max. input current	50 mA
Input resistance of voltage input	approx. 100 kΩ
Input resistance current input	approx. 50 Ω

### Output data

Number of inputs	2
Configurable/programmable	Yes, unconfigured
Current output signal	2x 0 mA ... 20 mA
	2x 4 mA ... 20 mA
Max. output current	approx. 22 mA
Load/output load current output	≤ 250 Ω (at 20 mA)

### Power supply

Nominal supply voltage	24 V DC
Supply voltage range	19.2 V DC ... 30 V DC (The DIN rail bus connector (ME 6,2 TBUS-2 1,5/5-ST-3,81 GN, Order No. 2869728) can be used to bridge the supply voltage. It can be snapped onto a 35 mm DIN rail according to EN 60715))
Max. current consumption	< 30 mA (at 24 V DC incl. load)
Power consumption	< 600 mW

### Connection data

# Signal duplicator - MINI MCR-SL-UI-2I-SP-NC - 2864189

## Technical data

### Connection data

Connection method	Spring-cage connection
Conductor cross section solid min.	0.2 mm <sup>2</sup>
Conductor cross section solid max.	2.5 mm <sup>2</sup>
Conductor cross section AWG min.	24
Conductor cross section AWG max.	12
Conductor cross section flexible min.	0.2 mm <sup>2</sup>
Conductor cross section flexible max.	2.5 mm <sup>2</sup>
Stripping length	8 mm

### General

No. of channels	2
Maximum transmission error	≤ 0.2 % (of final value)
Transmission error, typical	< 0.1 %
Maximum temperature coefficient	< 0.01 %/K
Temperature coefficient, typical	< 0.004 %/K
Limit frequency (3 dB)	approx. 35 Hz
Protective circuit	Transient protection
Electrical isolation	Basic insulation according to EN 61010
Surge voltage category	II
Pollution degree	2
Rated insulation voltage	50 V AC/DC
Test voltage, input/output/supply	1.5 kV (50 Hz, 1 min.)
Electromagnetic compatibility	Conformance with EMC Directive 2004/108/EC
Noise emission	EN 61000-6-4
Noise immunity	EN 61000-6-2 When being exposed to interference, there may be minimal deviations.
Color	green
Housing material	PBT
Mounting position	any
Assembly instructions	The T connector can be used to bridge the supply voltage. It can be snapped onto a 35 mm DIN rail according to EN 60715.
Conformance	CE-compliant
ATEX	# II 3 G Ex nA IIC T4 Gc X
UL, USA / Canada	UL 508 Recognized
	Class I, Div. 2, Groups A, B, C, D T5
GL	GL EMC 2 D

### EMC data

Designation	Electromagnetic RF field
-------------	--------------------------

# Signal duplicator - MINI MCR-SL-UI-2I-SP-NC - 2864189

## Technical data

### EMC data

Standards/regulations	EN 61000-4-3
Typical deviation from the measuring range final value	5 %
Designation	Fast transients (burst)
Standards/regulations	EN 61000-4-4
Typical deviation from the measuring range final value	5 %
Designation	Conducted interferences
Standards/regulations	EN 61000-4-6
Typical deviation from the measuring range final value	5 %

## Classifications

### eCl@ss

eCl@ss 4.0	27210120
eCl@ss 4.1	27210120
eCl@ss 5.0	27210120
eCl@ss 5.1	27210120
eCl@ss 6.0	27210120
eCl@ss 7.0	27210120
eCl@ss 8.0	27210120

### ETIM

ETIM 2.0	EC001485
ETIM 3.0	EC001485
ETIM 4.0	EC001485
ETIM 5.0	EC002653

### UNSPSC

UNSPSC 6.01	30211506
UNSPSC 7.0901	39121008
UNSPSC 11	39121008
UNSPSC 12.01	39121008
UNSPSC 13.2	39121008

## Approvals

### Approvals

# Signal duplicator - MINI MCR-SL-UI-2I-SP-NC - 2864189

## Approvals

### Approvals

UL Recognized / cUL Recognized / GL / EAC / cULus Recognized

---

### Ex Approvals


UL Listed / cUL Listed / ATEX / cULus Listed


---

Approvals submitted

---


## Approval details

UL Recognized 

cUL Recognized 

GL

EAC

cULus Recognized 

## Accessories

### Accessories

#### DIN rail connector

DIN rail connector - ME 6,2 TBUS-2 1,5/5-ST-3,81 GN - 2869728



DIN rail connector for DIN rail mounting. Universal for TBUS housing. Gold-plated contacts, 5-pos.

## Signal duplicator - MINI MCR-SL-UI-2I-SP-NC - 2864189

### Accessories

#### Marking material

Transparent cover - MINI MCR DKL - 2308111



Fold up transparent cover for MINI MCR modules with additional labeling option using insert strips and flat Zack marker strip 6.2 mm

---

Marking label - MINI MCR-DKL-LABEL - 2810272



Label for extended marking of MINI MCR modules in connection with the MINI MCR-DKL

---

#### Power module

Power terminal block - MINI MCR-SL-PTB - 2864134



MCR power terminal block for supplying several MINI Analog modules via the DIN rail connector, with screw connection, maximum current consumption of up to 2 A

---

Power terminal block - MINI MCR-SL-PTB-SP - 2864147



MCR power terminal block for supplying several MINI Analog modules via the DIN rail connector, with spring-cage connection, maximum current consumption of up to 2 A

---

#### Power supply

# Signal duplicator - MINI MCR-SL-UI-2I-SP-NC - 2864189

## Accessories

Power supply unit - MINI-SYS-PS-100-240AC/24DC/1.5 - 2866983



Primary-switched MINI POWER supply for DIN rail mounting, input: 1-phase, output: 24 V DC/1.5 A

Power supply unit - MINI-PS-100-240AC/24DC/1.5/EX - 2866653



Primary-switched power supply MINI POWER for DIN rail mounting, input: 1-phase, output: 24 V DC/1,5 A, for the potentially explosive area

## Drawings

Block diagram

