

## Cable - CABLE-D-50SUB/F/OE/0,25/S/2,0M - 2926328

Please be informed that the data shown in this PDF Document is generated from our Online Catalog. Please find the complete data in the user's documentation. Our General Terms of Use for Downloads are valid (<http://phoenixcontact.com/download>)

Assembled shielded round cable; Connection 1: Single wires (50-position) (The wires are marked and fitted with ferrules. The braided shield is routed to a separate cable end.); Connection 2: D-SUB socket strip (1x 50-position); Cable length: 2 m




The figure shows the 25-pos. version

### Why buy this product

- Individual wire marking: 1, 2, 3, 4, etc.
- Individual wires fitted with ferrules
- Connector according to IEC 60807-2/DIN 41652
- Screw connection: 2 UNC 4-40 screws
- D-SUB socket or pin strip at one end
- Shield connection: H05V-K 1 mm<sup>2</sup> cable, black, 0.5 m in length
- Open end at one end
- 1:1 connection

### Key Commercial Data

Packing unit	1 STK
GTIN	 4 046356 546911
GTIN	4046356546911
Weight per Piece (excluding packing)	570.000 g
Custom tariff number	85444290
Country of origin	Germany

### Technical data

#### General

Nominal voltage U <sub>N</sub>	25 V AC
--------------------------------	---------

## Cable - CABLE-D-50SUB/F/OE/0,25/S/2,0M - 2926328

### Technical data

#### General

	60 V DC
Max. current carrying capacity per path	2 A
Max. conductor resistance	≤ 0.09 Ω/m
Length of cable	2 m
Single wire, cross section	0.25 mm <sup>2</sup>
Single wire, cross section [AWG]	24
External diameter	13.5 mm
Shielding	yes
	Tinned copper-braided shield, approx. 85% covering
Insertion/withdrawal cycles	> 200

#### Environmental conditions

Ambient temperature (operation)	-20 °C ... 50 °C
Ambient temperature (storage/transport)	-20 °C ... 70 °C
Flame resistance	IEC 60332-1
	DIN VDE 0482 Part 332-1

#### Connector 1

Connection name	Field level
Connection method	D-SUB socket strip
Number of connections	1
Number of positions	50

#### Connector 2

Connection name	Controller level
Connection method	Single wires
Number of positions	50
Note	The wires are marked and fitted with ferrules. The braided shield is routed to a separate cable end.

#### Supported controller

Controller	universal
------------	-----------

#### Standards and Regulations

Connection in acc. with standard	CUL
Flame resistance	IEC 60332-1
	DIN VDE 0482 Part 332-1

#### Color code

Connector 1 = connector 2 (optional) = wire color	D-SUB50 (1) = white
	D-SUB50 (2) = brown

## Cable - CABLE-D-50SUB/F/OE/0,25/S/2,0M - 2926328

### Technical data

#### Color code

	D-SUB50 (3) = green
	D-SUB50 (4) = yellow
	D-SUB50 (5) = gray
	D-SUB50 (6) = pink
	D-SUB50 (7) = blue
	D-SUB50 (8) = red
	D-SUB50 (9) = black
	D-SUB50 (10) = violet
	D-SUB50 (11) = gray-pink
	D-SUB50 (12) = red-blue
	D-SUB50 (13) = white-green
	D-SUB50 (14) = brown-green
	D-SUB50 (15) = white-yellow
	D-SUB50 (16) = yellow-brown
	D-SUB50 (17) = white-gray
	D-SUB50 (18) = gray-brown
	D-SUB50 (19) = white-pink
	D-SUB50 (20) = pink-brown
	D-SUB50 (21) = white-blue
	D-SUB50 (22) = brown-blue
	D-SUB50 (23) = white-red
	D-SUB50 (24) = brown-red
	D-SUB50 (25) = white-black
	D-SUB50 (26) = brown-black
	D-SUB50 (27) = gray-green
	D-SUB50 (28) = yellow-gray
	D-SUB50 (29) = pink-green
	D-SUB50 (30) = yellow-pink
	D-SUB50 (31) = green-blue
	D-SUB50 (32) = yellow-blue
	D-SUB50 (33) = green-red
	D-SUB50 (34) = yellow-red
	D-SUB50 (35) = green-black
	D-SUB50 (36) = yellow-black
	D-SUB50 (37) = gray-blue
	D-SUB50 (38) = pink-blue
	D-SUB50 (39) = gray-red

## Cable - CABLE-D-50SUB/F/OE/0,25/S/2,0M - 2926328

### Technical data

#### Color code

	D-SUB50 (40) = pink-red
	D-SUB50 (41) = gray-black
	D-SUB50 (42) = pink-black
	D-SUB50 (43) = blue-black
	D-SUB50 (44) = red-black
	D-SUB50 (45) = white-brown-black
	D-SUB50 (46) = yellow-green-black
	D-SUB50 (47) = gray-pink-black
	D-SUB50 (48) = blue-red-black
	D-SUB50 (49) = white-green-black
	D-SUB50 (50) = green-brown-black

#### Environmental Product Compliance

China RoHS	Environmentally Friendly Use Period = 50
	For details about hazardous substances go to tab "Downloads", Category "Manufacturer's declaration"

### Classifications

#### eCl@ss

eCl@ss 5.1	27249205
eCl@ss 6.0	27249205
eCl@ss 7.0	27249205
eCl@ss 8.0	27249205
eCl@ss 9.0	27242220

#### ETIM

ETIM 2.0	EC000237
ETIM 3.0	EC000237
ETIM 4.0	EC000237
ETIM 5.0	EC000237
ETIM 6.0	EC000237

#### UNSPSC

UNSPSC 6.01	26121620
UNSPSC 7.0901	26121620
UNSPSC 11	26121620
UNSPSC 12.01	26121620
UNSPSC 13.2	26121620

# Cable - CABLE-D-50SUB/F/OE/0,25/S/2,0M - 2926328

## Approvals


### Approvals


#### Approvals


UL Recognized / cUL Recognized / CSA / EAC / cULus Recognized


#### Ex Approvals


### Approval details

UL Recognized		<a href="http://database.ul.com/cgi-bin/XYV/template/LISEXT/1FRAME/index.htm">http://database.ul.com/cgi-bin/XYV/template/LISEXT/1FRAME/index.htm</a>	FILE E 238705
Nominal current IN	2 A		
Nominal voltage UN	125 V		

cUL Recognized		<a href="http://database.ul.com/cgi-bin/XYV/template/LISEXT/1FRAME/index.htm">http://database.ul.com/cgi-bin/XYV/template/LISEXT/1FRAME/index.htm</a>	FILE E 238705
Nominal current IN	2 A		
Nominal voltage UN	125 V		

CSA		<a href="http://www.csagroup.org/services/testing-and-certification/certified-product-listing/">http://www.csagroup.org/services/testing-and-certification/certified-product-listing/</a>	70002966
Nominal current IN	1 A		
Nominal voltage UN	125 V		

EAC		RU C-DE.A*30.B00767	
-----	---	---------------------	--

cULus Recognized		<a href="http://database.ul.com/cgi-bin/XYV/template/LISEXT/1FRAME/index.htm">http://database.ul.com/cgi-bin/XYV/template/LISEXT/1FRAME/index.htm</a>
------------------	---	---

## Cable - CABLE-D-50SUB/F/OE/0,25/S/2,0M - 2926328

### Accessories

#### Accessories

#### Marker carrier cable

Cable marker carrier - KME - 0807083



Cable marker carrier, white, unlabeled, Mounting type: Assembly with cable binders, Cable diameter: >5 mm, Lettering field: 20 mm x 8 mm