
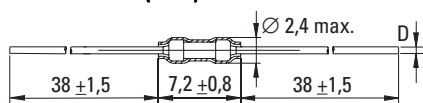


No. 275 / Picofuse Lead Free

This product is not recommended for new designs. Please refer to Littelfuse No. 251.



Dimensions (mm)



Rated Current	D(mm)
63 mA ... 10.00 A	0.6 +0.03/-0.01
15.00 A	0.813 ±0.05

UL 248-14, 125 V, F

Time-Current Characteristic

Quick Acting (F)

Standard

UL 248-14
CSA C22.2 No. 248.14

Approvals

UL Listed
cUL Listed
UL Recognized
CSA Certified
CCC

Features

Reduced PCB space requirements
Auto-insertable from tape
Internationally approved
Low internal resistance
Vibration resistant

WebLinks

Further infos see:

www.wickmanngroup.com

Further application infos see

Fuseology:

www.wickmanngroup.com/download/fuseology.pdf

Specifications

Packaging

000: Tape/Reel (2500 pcs.)
005: Bulk (100 pcs.)

Materials

Body: Ceramic tube
Heat shrink tube
Plug-on Caps: Copper alloy, tin plated

Operating Temperature

-25 °C to +70 °C (consider de-rating)

Climatic Category

-25 °C / +70 °C / 21 days
(IEC 60068-1,-2-1,-2-2,-2-78)

Stock Conditions

+10 °C to +60 °C
relative humidity ≤ 75 % yearly average,
without dew, maximum value for 30 days-95 %

Vibration Resistance

24 cycles at 15 min. each (EN 60068-6)
10 - 60 Hz at 0.75 mm amplitude
60 - 2000 Hz at 10 g acceleration

Solderability

260 °C, ≤ 3 s (Wave)
350 °C, ≤ 1 s (Soldering iron)

Soldering Heat Resistance

260 °C, 5 s (IEC 60068-2-20)

Marking

Ⓜ, Current Rating

Unit Weight

0.38 g (approx.)

Limits for Pre-arcing Time

Rated Current	2.0 x I _N	2.0 x I _N Ⓜ
63 mA ... 10.00 A	< 60 s	< 5 s
15.00 A	< 60 s	< 10 s



Permissible continuous operating current is ≤ 70% at ambient temperature of 23°C (73.4°F).

Rated Current	Amp Code	Voltage Rating	Breaking Capacity	Voltage Drop 1.0 x I _N Ⓜ max. (mV)	Power Dissipation 1.0 x I _N Ⓜ max. (mW)	Melting Integral 10 x I _N Ⓜ max. (A ² s)	Approvals				
							UL	cUL	UR	CSA	CCC
63mA	0063	125V		2000	154	0.00015	•	•	•		
125mA	0125	125V		1350	206	0.00094	•	•	•		
250mA	0250	125V		1000	275	0.007	•	•	•		
375mA	0375	125V		1000	375	0.022	•	•	•		
500mA	0500	125V		280	550	0.04	•	•	•		
750mA	0750	125V		260	195	0.10	•	•	•		
1.00A	1100	125V	300 A/125 V DC	250	303	0.094	•	•	•	•	
1.50A	1150	125V	50 A/125 V AC	240	360	0.30	•	•	•		
2.00A	1200	125V	50-60 Hz cos φ = 1.0	230	550	0.50	•	•	•	•	
2.50A	1250	125V		225	688	0.82	•	•	•	•	
3.00A	1300	125V		220	660	1.5	•	•	•		
3.50A	1350	125V		215	755	1.9	•	•	•		
4.00A	1400	125V		210	930	3.2	•	•	•		
5.00A	1500	125V		180	1238	4.1	•	•	•		
7.00A	1700	125V		150	1050	11	•	•	•		
10.00A	2100	125V	50 A/125 V AC / DC	125	1250	31				•	•
15.00A	2150	32V	300 A / 32 V DC	100	1500	140					

Order Information

Qty.	Order-Number	Series	Amp Code	Packaging
		275		

Specifications are subject to change without notice

WebSite

Europe Tel: +49 2302 662-107

Americas Tel: +1 404 699-7820

Asia Tel: +852 26 14-1108

China Tel: +86 21 6432 5146

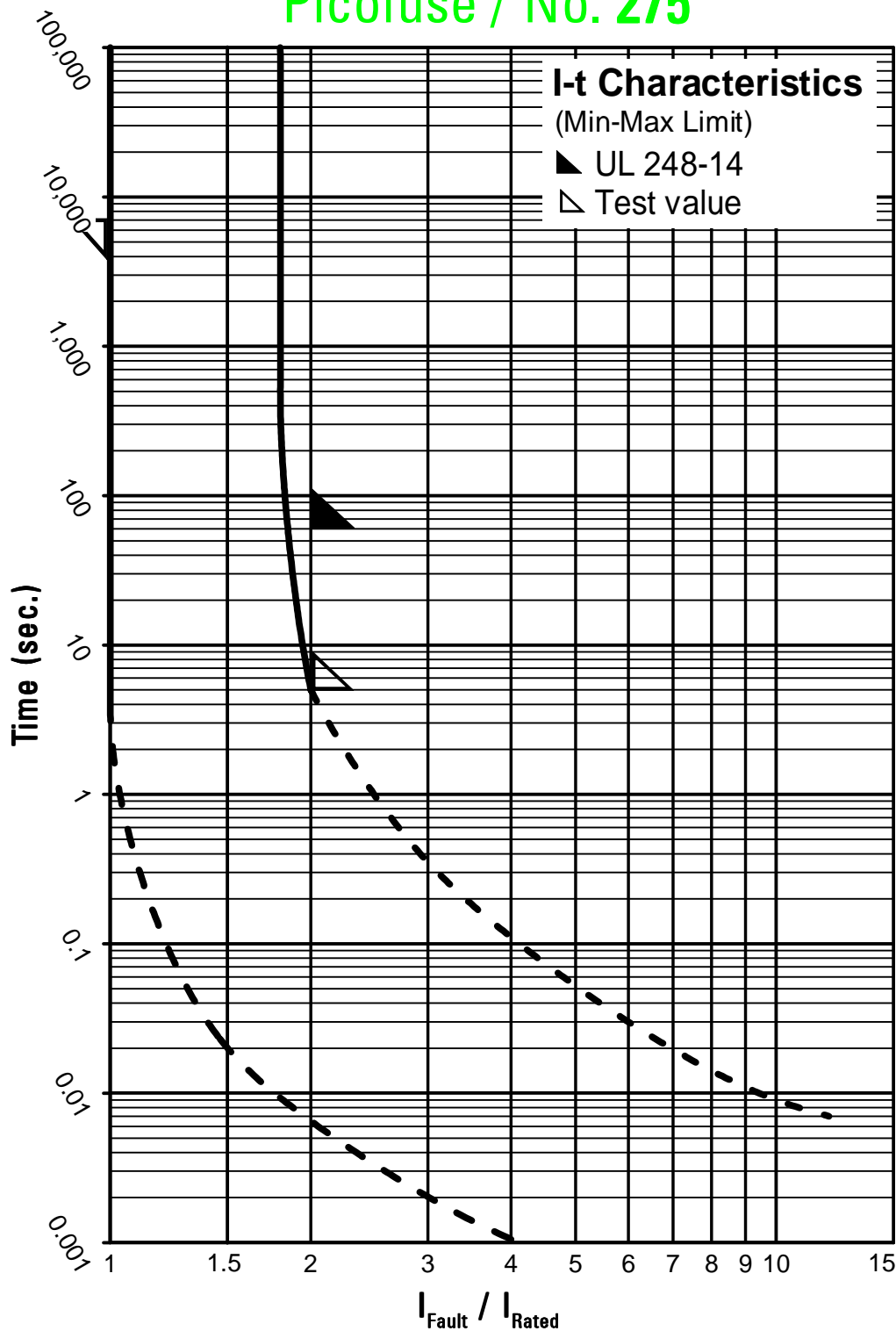
050912 www.wickmanngroup.com E-mail: sales@wickmann.com

E-mail: service@wickmannusa.com

E-mail: sales@wickmann.com.hk

E-mail: sales@wickmann.cn

Picofuse / No. 275



Contact WICKMANN for individual I-t curves