

## Surge protection device - S-PT-EX-48DC-1/2" - 2800054

Please be informed that the data shown in this PDF Document is generated from our Online Catalog. Please find the complete data in the user's documentation. Our General Terms of Use for Downloads are valid (<http://phoenixcontact.com/download>)




Surge protection for one floating signal circuit in screw-on module with IP67 protection for sensor heads, connection 1/2-inch 14 NPT. Tested in acc. with the protection types in Ex areas Ex d / Ex tD / Ex ia IIC / Ex iaD.

### Why buy this product

- Arresters in hexagonal pipe with various outer threads



### Key commercial data

Packing unit	1 pc
GTIN	 4 046356 445689
Weight per Piece (excluding packing)	226.2 g
Custom tariff number	85363010
Country of origin	Germany
Note	Made to Order (non-returnable)

### Technical data

#### Dimensions

Height	28 mm
Width	28 mm
Depth	79 mm

#### Ambient conditions

Ambient temperature (operation)	-40 °C ... 80 °C (non-EX)
Degree of protection	IP67

#### General

Housing material	High-grade steel
Color	silver
Standards for air and creepage distances	IEC 60664-1

# Surge protection device - S-PT-EX-48DC-1/2" - 2800054

## Technical data

### General

	IEC 60079-11
Mounting type	1/2" NPT
Type	Screw-in module
Number of positions	2
Direction of action	Line-Line & Line-Earth Ground

### Protective circuit

IEC test classification	C1
	C2
	C3
	D1
Nominal voltage $U_N$	48 V DC
Maximum continuous operating voltage $U_C$	53 V DC
	37 V AC
Maximum continuous voltage $U_C$ (wire-wire)	53 V DC
	37 V AC
Residual current $I_{PE}$	$\leq 2 \mu A$
Nominal discharge current $I_n$ (8/20) $\mu s$ (Core-Core)	170 A
Nominal discharge current $I_n$ (8/20) $\mu s$ (Core-Earth)	10 kA
Total surge current (8/20) $\mu s$	20 kA
Total surge current (10/350) $\mu s$	2 kA
Nominal pulse current $I_{an}$ (10/1000) $\mu s$ (Core-Core)	34 A
Impulse discharge current (10/350) $\mu s$ , peak value $I_{imp}$	1 kA
Output voltage limitation at 1 kV/ $\mu s$ (Core-Core) spike	$\leq 160 V$
Output voltage limitation at 1 kV/ $\mu s$ (Core-Earth) spike	$\leq 1.1 kV$
Output voltage limitation at 1 kV/ $\mu s$ (Core-Core) static	$\leq 80 V$
Voltage protection level $U_p$ (core-core)	$\leq 90 V$ (C3 - 10 A)
Voltage protection level $U_p$ (core-ground)	$\leq 1.1 kV$ (C3 - 100 A)
	$\leq 1.1 kV$ (C1 - 500 A)
	$\leq 1.2 kV$ (C2 - 10 kV / 5 kA)
Response time $t_A$ (Core-Core)	$\leq 1 ns$
Response time $t_A$ (Core-Earth)	$\leq 100 ns$
Input attenuation $a_E$ , sym.	typ. 0.1 dB (30 MHz / 50 $\Omega$ )
	typ. 0.1 dB (6 MHz / 150 $\Omega$ )
Cut-off frequency $f_g$ (3 dB), sym. in 50 Ohm system	typ. 70 MHz
Cut-off frequency $f_g$ (3 dB), sym. in 150 Ohm system	typ. 40 MHz
Capacity (Core-Core)	typ. 20 pF
Capacity (Core-Earth)	typ. 5 pF
Surge protection fault message	None
Impulse durability (conductor-conductor)	C3 - 10 A
Impulse durability (conductor-ground)	C1 - 1 kV/500 A

# Surge protection device - S-PT-EX-48DC-1/2" - 2800054

## Technical data

### Protective circuit

	C2 - 10 kV/5 kA
	C3 - 100 A
	D1 - 1kA
Alternating current carrying capacity (conductor-ground)	10 A - 1 s

### Connection data

Connection method	Individual wires
-------------------	------------------

### Standards and Regulations

Standards/regulations	EN 61643-21
	EN 60079-0
	EN 60079-1
	EN 60079-11
	EN 60079-26
	EN 61241-0
	EN 61241-1
	EN 61241-11

## Classifications

### eCl@ss

eCl@ss 4.0	27140201
eCl@ss 4.1	27130801
eCl@ss 5.0	27130801
eCl@ss 5.1	27130801
eCl@ss 6.0	27130807
eCl@ss 7.0	27130807
eCl@ss 8.0	27130807

### ETIM

ETIM 2.0	EC000943
ETIM 3.0	EC000943
ETIM 4.0	EC000943
ETIM 5.0	EC000943

### UNSPSC

UNSPSC 6.01	30212010
UNSPSC 7.0901	39121610
UNSPSC 11	39121610
UNSPSC 12.01	39121610
UNSPSC 13.2	39121620

# Surge protection device - S-PT-EX-48DC-1/2" - 2800054

## Approvals

Approvals

---

Approvals

EAC

---

Ex Approvals

IECEX / ATEX

---

Approvals submitted

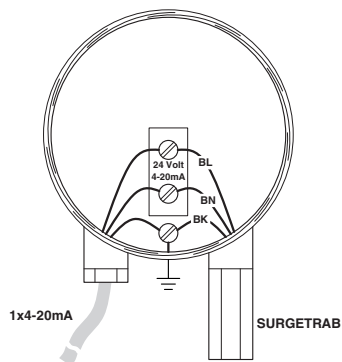
---

## Approval details

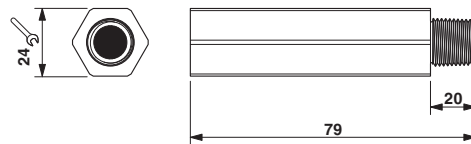
EAC

## Drawings

Application drawing



Dimensioned drawing



Circuit diagram

