

## UMK- 8 RM24DC/MKDS

Order No.: 2972916


The illustration shows a version for 8 pluggable miniature switching relays or miniature optocouplers




<http://eshop.phoenixcontact.de/phoenix/treeViewClick.do?UID=2972916>

VARIOFACE module, for 8 plug-in miniature relays or miniature optocouplers, with LED, 24 V DC input voltage



Commercial data	
GTIN (EAN)	 4 017918 088859
sales group	G053
Pack	1 pcs.
Customs tariff	85364190
Catalog page information	Page 301 (IF-2009)

Product notes
WEEE/RoHS-compliant since: 01/19/2007


<http://www.download.phoenixcontact.com>  
Please note that the data given here has been taken from the online catalog. For comprehensive information and data, please refer to the user documentation. The General Terms and Conditions of Use apply to Internet downloads.

Technical data	
<b>Input data</b>	
Nominal input voltage $U_N$	24 V DC
Input voltage range in reference to $U_N$	0.8 ... 1.1
Typical input current at $U_N$	2 mA (Light indicator)
Type of protection	Free-wheeling diode

---

Protective circuit/component	Damping diode
Operating voltage display	Yellow LED
Status display/channel	Yellow LED

**Output data**

Contact type	1 PDT
Maximum switching voltage	250 V AC/DC
Limiting continuous current	5 A
Maximum inrush current	8 A
Error detection (line break / short-circuit)	no

**General data**

No. of channels	8
Compatible components	Miniature relays or miniature optocouplers
With components	No
Width	135 mm
Height	77 mm
Depth	59 mm
Ambient temperature (operation)	-20 °C ... 50 °C
Ambient temperature (storage/transport)	-20 °C ... 70 °C
Test voltage	2.5 kV (50 Hz, 1 min.)
Test voltage input/output	2.5 kV AC
Standards/regulations	DIN VDE 0110
Mounting position	Any
Pollution degree	2
Surge voltage category	III
Housing insulation material	PVC, side panel PA non-reinforced,
Color	green

**Connection data**

Connection 1	Input
Type of connection	Screw connection
Number of positions	12
Conductor cross section stranded min.	0.2 mm <sup>2</sup>
Conductor cross section stranded max.	2.5 mm <sup>2</sup>
Conductor cross section solid min.	0.2 mm <sup>2</sup>
Conductor cross section solid max.	4 mm <sup>2</sup>

Conductor cross section AWG/kcmil min.	24
Conductor cross section AWG/kcmil max	12
Screw thread	M3
Stripping length	8 mm
Connection 2	Output
Type of connection	Screw connection
Number of positions	3
Conductor cross section solid min.	0.2 mm <sup>2</sup>
Conductor cross section solid max.	4 mm <sup>2</sup>
Conductor cross section stranded min.	0.2 mm <sup>2</sup>
Conductor cross section stranded max.	2.5 mm <sup>2</sup>
Conductor cross section AWG/kcmil min.	24
Conductor cross section AWG/kcmil max	12
Screw thread	M3
Stripping length	8 mm

### Certificates / Approvals

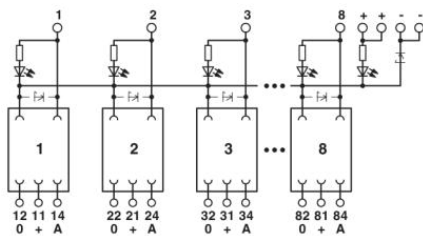


Certification

GOST

### Diagrams/Drawings

Circuit diagram



**Address**

PHOENIX CONTACT Deutschland GmbH  
Flachsmarktstr. 8  
32825 Blomberg, Germany  
Phone +49 5235 3 12000  
Fax +49 5235 3 41200  
<http://www.phoenixcontact.de>



© 2011 Phoenix Contact  
Technical modifications reserved;