

PHYSICAL PROPERTIES:
HOUSING MATERIAL: THERMOPLASTIC, PC
FLAMABILITY: UL94V-0
COLOR: BLACK

TERMINAL:
TERMINALS: BRASS, TIN PLATED
SCREWS: 6-32 STEEL, NICKEL PLATED

MECHANICAL:
PITCH: .437
WIRE RANGE: 14-22 AWG
RECOMMENDED TIGHTENING TORQUE: 12IN-LB

ELECTRICAL PROPERTIES:
MAX CURRENT: 25A
OPERATING VOLTAGE: 300V

ENVIRONMENTAL PROPERTIES:
OPERATING TEMP: -40°C TO 120°C

- 1

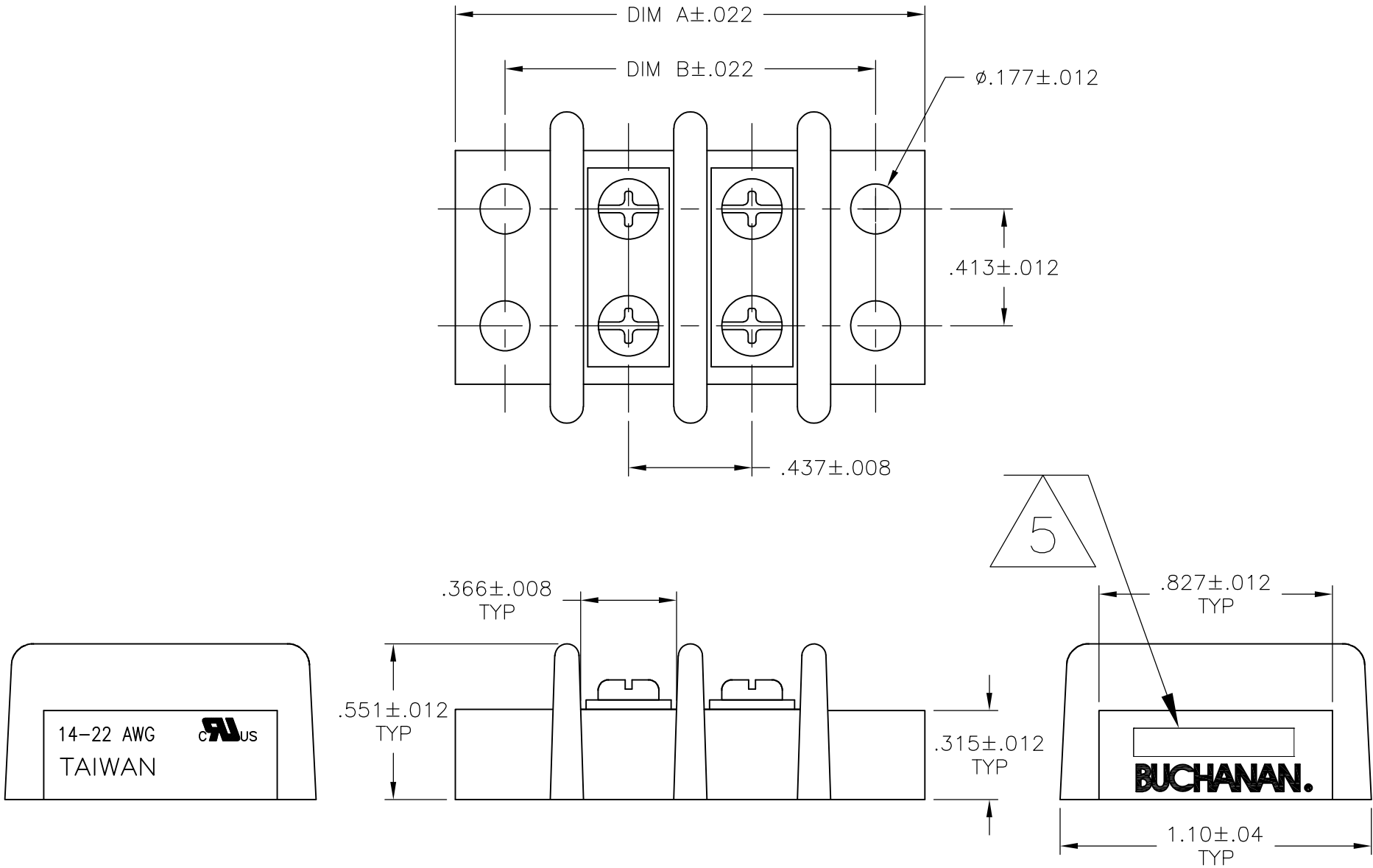
SEE FIGURE.
- 2

PRELIMINARY PART NUMBER.
- 3

STAINLESS STEEL SCREWS.
- 4

WHITE INK STAMP.
- 5

TE CONNECTIVITY LOGO LOCATED APPROXIMATE AREA.



| | | | | |
|--|-------|-------|-----------|-------------|
| | 5.646 | 5.992 | 12 | 4-1546670-2 |
| | 9.142 | 9.488 | 20 | 2-1546670-0 |
| | 8.705 | 9.051 | 19 | 1-1546670-9 |
| <div>2</div> | 8.268 | 8.614 | 18 | 3-1546670-0 |
| | 8.268 | 8.614 | 18 | 1-1546670-8 |
| | 7.831 | 8.177 | 17 | 1-1546670-7 |
| | 7.394 | 7.740 | 16 | 1-1546670-6 |
| | 6.957 | 7.303 | 15 | 1-1546670-5 |
| | 6.520 | 6.866 | 14 | 1-1546670-4 |
| | 6.083 | 6.429 | 13 | 1-1546670-3 |
| | 5.646 | 5.992 | 12 | 1-1546670-2 |
| | 5.209 | 5.555 | 11 | 1-1546670-1 |
| <div>4</div> <div>2</div> <div>1</div> | 4.772 | 5.118 | 10 | 4-1546670-3 |
| <div>2</div> <div>1</div> | 4.772 | 5.118 | 10 | 3-1546670-8 |
| | 4.772 | 5.118 | 10 | 1-1546670-0 |
| <div>2</div> <div>1</div> | 4.335 | 4.681 | 9 | 3-1546670-5 |
| <div>2</div> <div>1</div> | 4.335 | 4.681 | 9 | 3-1546670-2 |
| | 4.335 | 4.681 | 9 | 1546670-9 |
| <div>1</div> | 3.898 | 4.244 | 8 | 4-1546670-1 |
| <div>3</div> <div>2</div> | 3.898 | 4.244 | 8 | 3-1546670-6 |
| <div>2</div> <div>1</div> | 3.898 | 4.244 | 8 | 3-1546670-4 |
| <div>2</div> <div>1</div> | 3.898 | 4.244 | 8 | 3-1546670-3 |
| | 3.898 | 4.244 | 8 | 1546670-8 |
| | 3.461 | 3.807 | 7 | 1546670-7 |
| <div>1</div> | 3.024 | 3.370 | 6 | 3-1546670-1 |
| | 3.024 | 3.370 | 6 | 1546670-6 |
| <div>1</div> | 2.587 | 2.933 | 5 | 2-1546670-8 |
| <div>1</div> | 2.587 | 2.933 | 5 | 2-1546670-7 |
| | 2.587 | 2.933 | 5 | 1546670-5 |
| <div>2</div> <div>1</div> | 2.496 | 2.933 | 4 | 3-1546670-9 |
| <div>1</div> | 2.150 | 2.496 | 4 | 2-1546670-9 |
| | 2.150 | 2.496 | 4 | 1546670-4 |
| | 1.713 | 2.059 | 3 | 1546670-3 |
| | 1.276 | 1.622 | 2 | 1546670-2 |
| | DIM B | DIM A | NO OF POS | PART NUMBER |

THIS DRAWING IS A CONTROLLED DOCUMENT.

DWN

S SCHEGEL

4/4/03

CHK

C RICHARD

4/4/03

APVD

C RICHARD

4/4/03

DIMENSIONS:

INCHES

TOLERANCES UNLESS OTHERWISE SPECIFIED:

0 PLC ± -

1 PLC ± -

2 PLC ± .01

3 PLC ± .005

4 PLC ± -

ANGLES ± 3°

FINISH -

MATERIAL

-

DWN

S SCHEGEL

4/4/03

CHK

C RICHARD

4/4/03

APVD

C RICHARD

4/4/03

PRODUCT SPEC

-

APPLICATION SPEC

-

WEIGHT

-

CUSTOMER DRAWING

TE Connectivity

DOUBLE ROW BARRIER STRIP W/ BINDING HD SCREW, .437 SPACING

SIZE

A2

CAGE CODE

00779

DRAWING NO

C=1546670

RESTRICTED TO

-

SCALE

NTS

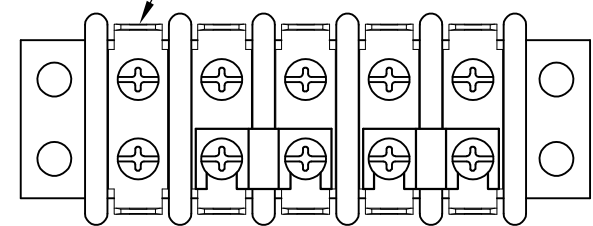
SHEET

1 of 3

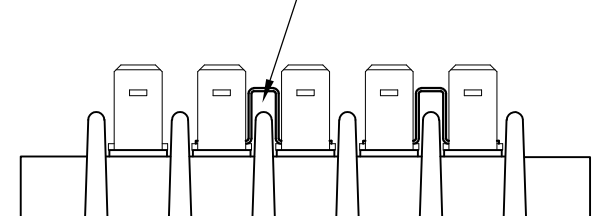
REV

K18

DOUBLE SIDED, DOUBLE HOLE
QC TAB, QTY 5

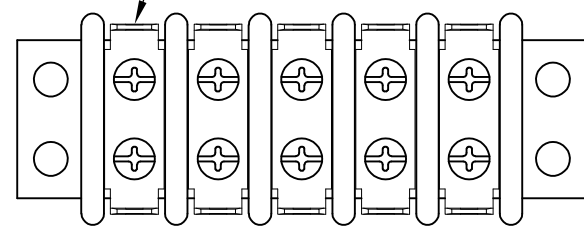


JUMPER QTY 2

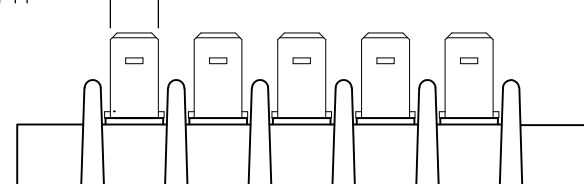


2-1546670-7

DOUBLE SIDED, DOUBLE HOLE
QC TAB, QTY 5

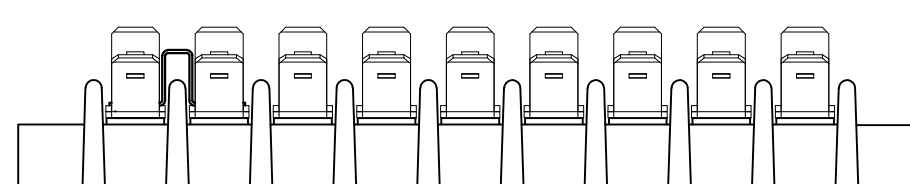
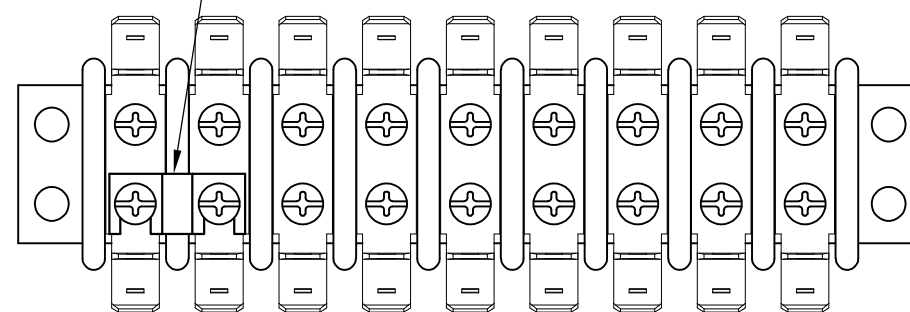


.250
TYP



2-1546670-8

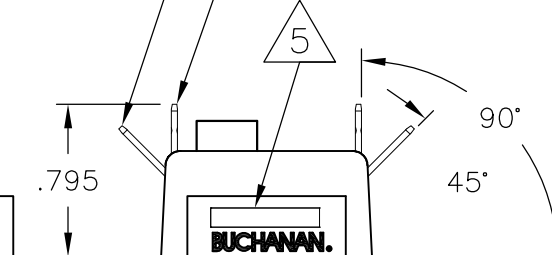
JUMPER, QTY 1



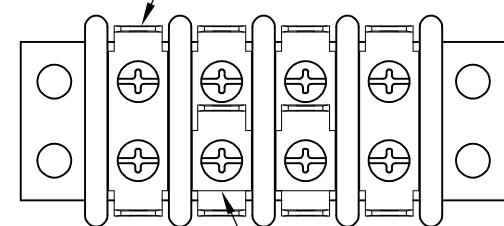
3-1546670-2

DOUBLE SIDED, DOUBLE HOLE
45° QC TAB, QTY 9

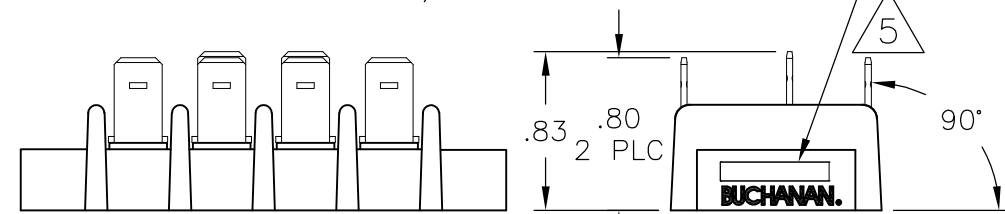
DOUBLE SIDED, DOUBLE HOLE
90° QC TAB, QTY 9



DOUBLE SIDED, DOUBLE HOLE
QC TAB, QTY 5

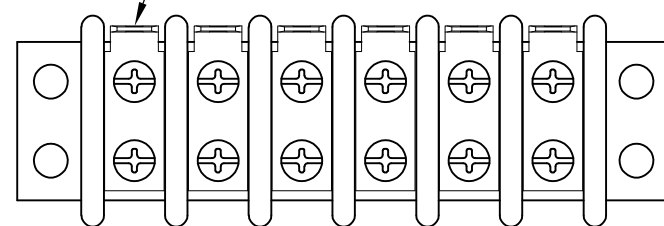


SINGLE SIDED, SINGLE HOLE
QC TAB, QTY 2

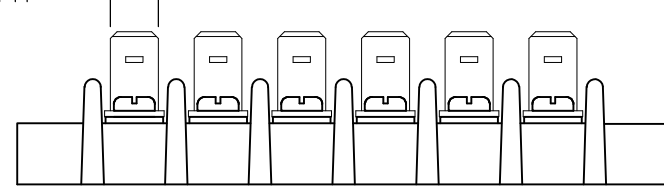


2-1546670-9

SINGLE SIDED, DOUBLE HOLE
QC TAB, QTY 6



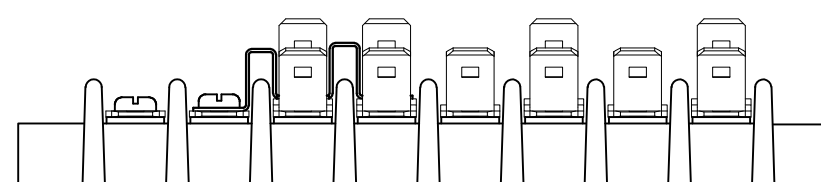
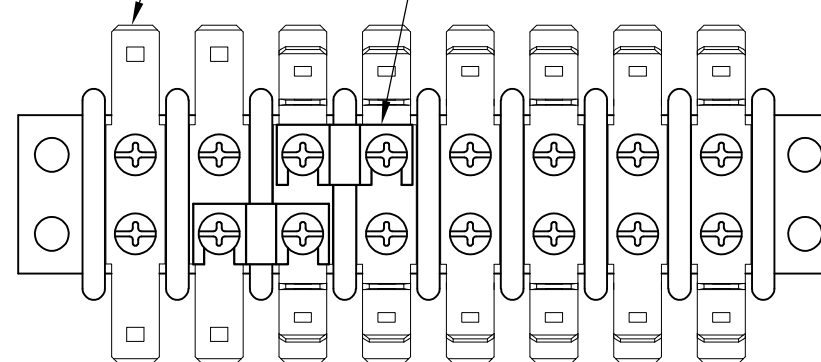
.250
TYP



3-1546670-1

DOUBLE SIDED, DOUBLE HOLE
FLAT QC TAB, QTY 8.

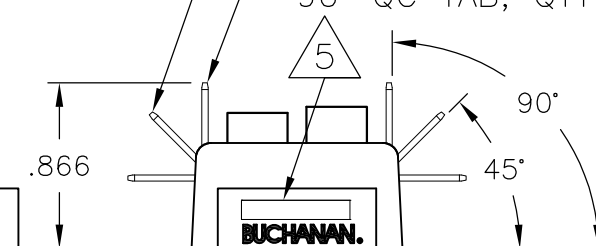
JUMPER, QTY 2



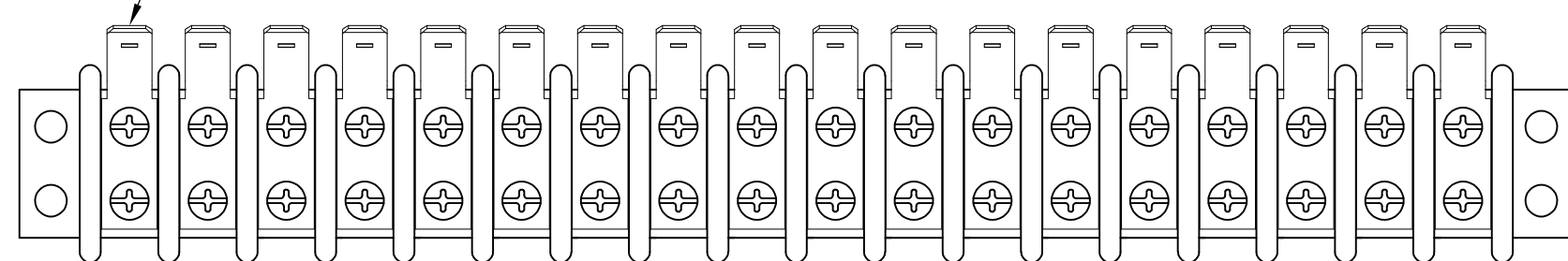
3-1546670-3

DOUBLE SIDED, DOUBLE HOLE
45° QC TAB, QTY 6

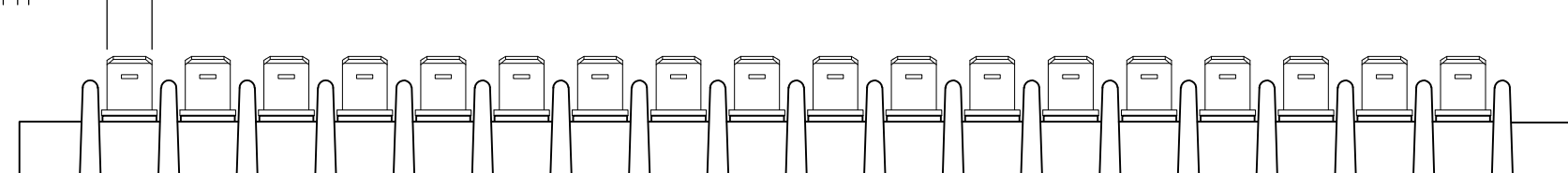
DOUBLE SIDED, DOUBLE HOLE
90° QC TAB, QTY 4



SINGLE SIDED, DOUBLE HOLE
QC TAB, QTY 18

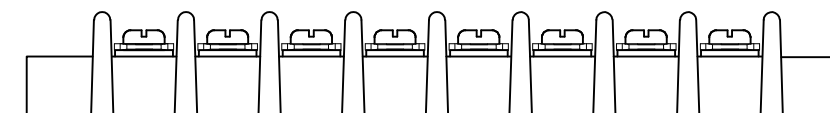
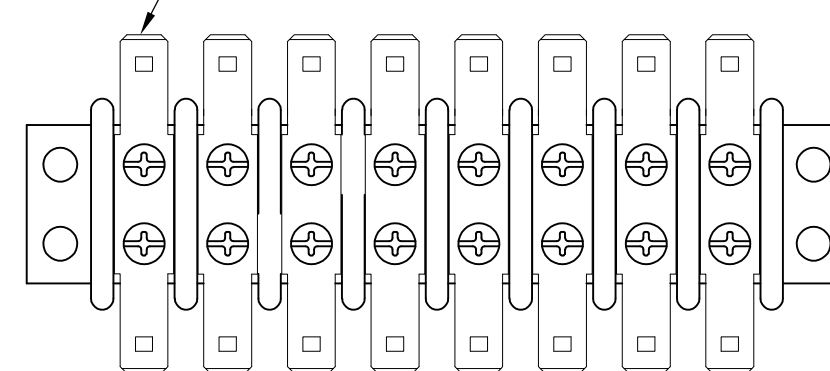


.250
TYP



3-1546670-0

DOUBLE SIDED, DOUBLE HOLE
FLAT QC TAB, QTY 8.



3-1546670-4

| | | | |
|--------|--------|-----------------|----------------|
| 11.764 | 12.110 | 26 | 2-1546670-6 |
| 11.327 | 11.673 | 25 | 2-1546670-5 |
| 10.90 | 11.236 | 24 | 2-1546670-4 |
| 10.453 | 10.799 | 23 | 2-1546670-3 |
| 10.016 | 10.362 | 22 | 2-1546670-2 |
| 9.579 | 9.925 | 21 | 2-1546670-1 |
| 9.142 | 9.488 | 20 | 3-1546670-7 |
| DIM B | DIM A | NO OF POS | PART NUMBER |

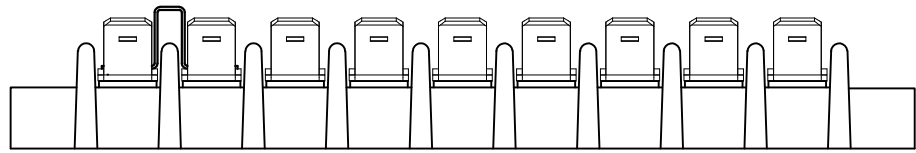
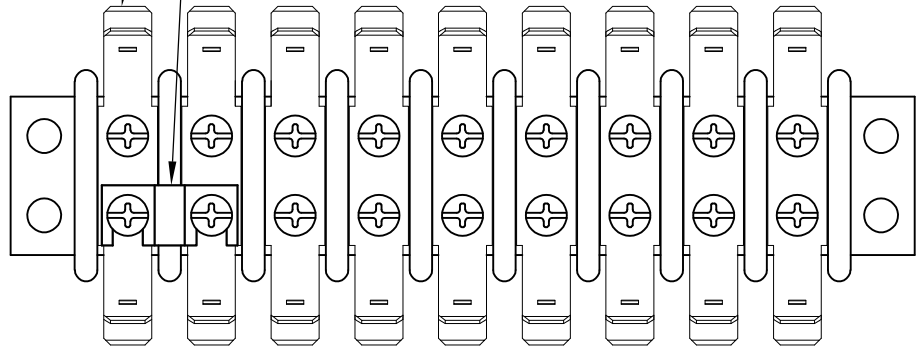
| | | | | | |
|---|--|-------------------|--------|---|---------------|
| THIS DRAWING IS A CONTROLLED DOCUMENT. | | DWN S SCHEGEL | 4/4/03 | TE Connectivity | |
| DIMENSIONS: INCHES | | CHK C RICHARD | 4/4/03 | NAME | |
| TOLERANCES UNLESS OTHERWISE SPECIFIED: | | APVD C RICHARD | 4/4/03 | DOUBLE ROW BARRIER STRIP W/ BINDING HD SCREW, .437 SPACING | |
| MATERIAL | | PRODUCT SPEC | | SIZE | CAGE CODE |
| FINISH | | APPLICATION SPEC | | DRAWING NO | RESTRICTED TO |
| | | WEIGHT | - | A2 00779 | C=1546670 |
| | | CUSTOMER DRAWING | | SCALE | SHEET |
| | | | | NTS | 2 OF 3 |
| | | | | | REV |
| | | | | | K18 |

| LOC | DIST | REVISIONS | | | | | |
|-----|------|-----------|-----|-------------|------|-----|------|
| FT | 0 | P | LTR | DESCRIPTION | DATE | DWN | APVD |
| | | | — | SEE SHEET 1 | — | — | — |

D

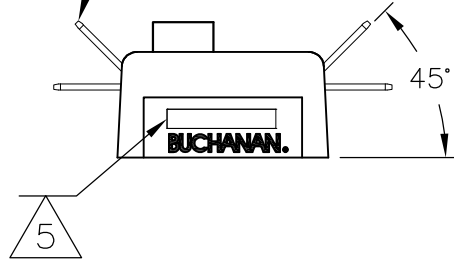
DOUBLE SIDED, DOUBLE HOLE
FLAT QC TAB, QTY 9.

JUMPER, QTY 1

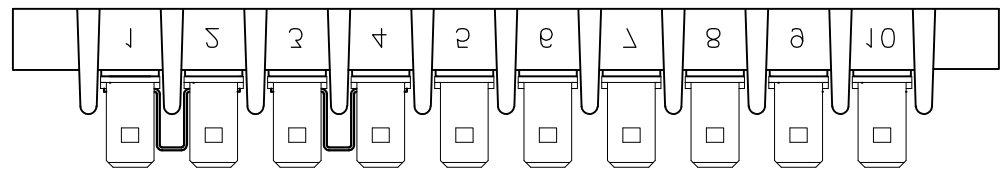


3-1546670-5

DOUBLE SIDED, DOUBLE HOLE
45° QC TAB, QTY 9



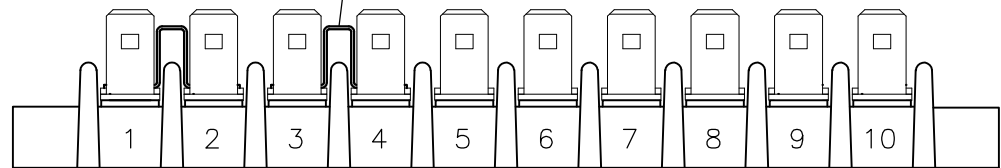
C



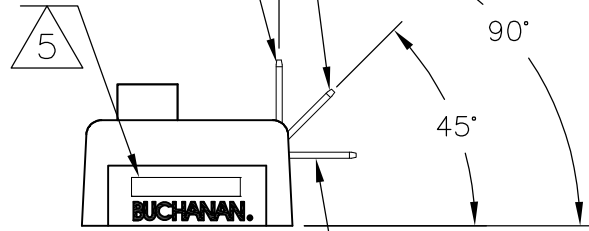
SINGLE SIDED, DOUBLE HOLE
45° QC TAB, QTY 10

SINGLE SIDED, DOUBLE HOLE
90° QC TAB, QTY 10

JUMPER, QTY 4

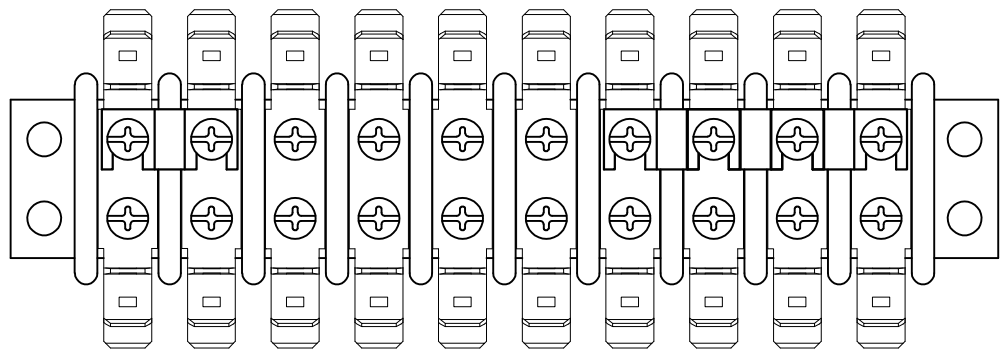


4-1546670-3

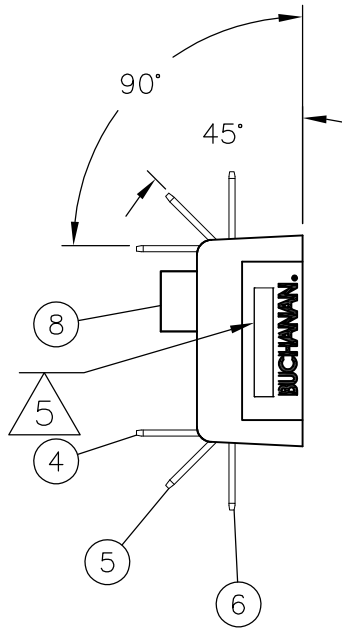


SINGLE SIDED, DOUBLE HOLE
FLAT QC TAB, QTY 10

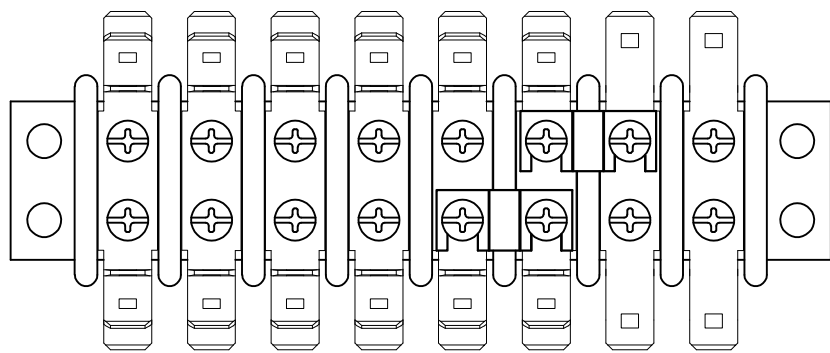
B



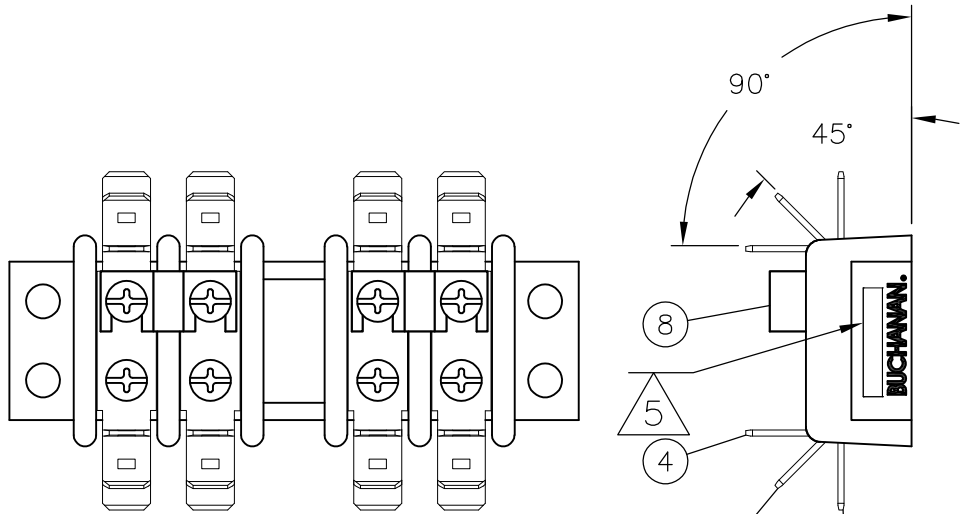
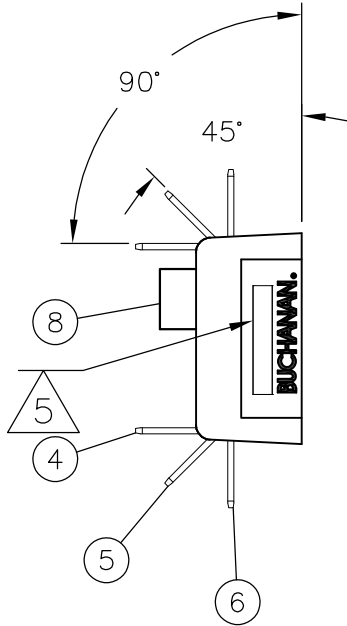
3-1546670-8



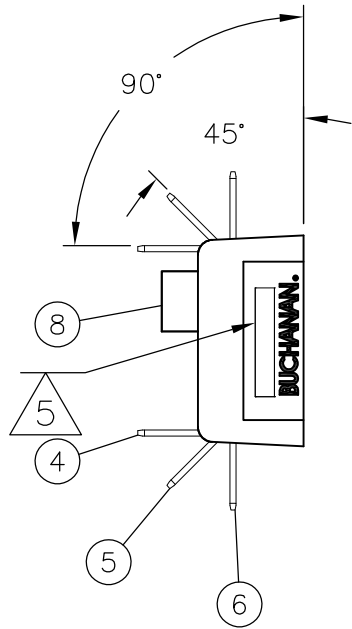
A



4-1546670-1



3-1546670-9



| | | | | | | | | | |
|--|--|------------------|---|---------|--------|--------------|------------|---|-----|
| THIS DRAWING IS A CONTROLLED DOCUMENT. | | DWN | S | SCHEGEL | 4/4/03 | | | TE Connectivity | |
| DIMENSIONS: INCHES | | CHK | C | RICHARD | 4/4/03 | | | NAME | |
| | | APVD | C | RICHARD | 4/4/03 | PRODUCT SPEC | | DOUBLE ROW BARRIER STRIP W/ BINDING HD SCREW, .437 SPACING | |
| | | APPLICATION SPEC | | SIZE | | CAGE CODE | DRAWING NO | RESTRICTED TO | |
| MATERIAL | | WEIGHT | | A2 | | 00779 | C-1546670 | - | |
| FINISH | | CUSTOMER DRAWING | | SCALE | | NTS | SHEET | 3 OF 3 | REV |
| | | | | | | | | | K18 |

Mouser Electronics

Authorized Distributor

Click to View Pricing, Inventory, Delivery & Lifecycle Information:

[TE Connectivity:](#)

[2-1546670-4](#)