


## Passive module - FLKM 50/KDS3-MT/PPA/PLC - 2290614

Please be informed that the data shown in this PDF Document is generated from our Online Catalog. Please find the complete data in the user's documentation. Our General Terms of Use for Downloads are valid (<http://phoenixcontact.com/download>)



VARIOFACE interface module, for 32 channels with knife disconnect terminal blocks and test sockets to the peripherals and the system


The illustration shows version  
FLKM 50/KDS3-MT/PLC

### Why buy this product

- Byte-by-byte labeling
- Can be used for digital I/O modules



### Key commercial data

Packing unit	1 pc
GTIN	 4 017918 058142
Weight per Piece (excluding packing)	384.82 g
Custom tariff number	85369010
Country of origin	Germany

### Technical data

#### Dimensions

Width	214 mm
Height	77 mm
Depth	61 mm

#### Ambient conditions

Ambient temperature (operation)	-20 °C ... 50 °C
Ambient temperature (storage/transport)	-20 °C ... 70 °C

#### General

Max. permissible operating voltage	60 V DC
Max. perm. current (per branch)	1 A
Max. permissible current (separate power supply)	2 A (per byte)

# Passive module - FLKM 50/KDS3-MT/PPA/PLC - 2290614

## Technical data

### General

Number of positions	50
Status display	No
Mounting position	any
Degree of protection	IP00
Standards/regulations	DIN EN 50178
	IEC 60664
	IEC 62103
Rated insulation voltage	63 V
Rated surge voltage	0.6 kV (Functional insulation)
Pollution degree	2
Surge voltage category	II

### Connection data for connection 1

Connection name	Field level
Connection method	Screw connection with disconnect knife
Conductor cross section solid min.	0.2 mm <sup>2</sup>
Conductor cross section solid max.	4 mm <sup>2</sup>
Conductor cross section stranded min.	0.2 mm <sup>2</sup>
Conductor cross section stranded max.	2.5 mm <sup>2</sup>
Conductor cross section AWG/kcmil min.	24
Conductor cross section AWG/kcmil max.	12
Stripping length	8 mm
Screw thread	M3

### Connection data for connection 2

Connection name	Controller level
Number of connections	1
Connection method	IDC/FLK pin strip (2.54 mm)
Number of positions	50

### Supported controller

Controller	SIEMENS S7-400
- suitable I/O card	6ES7 421-1BL01-0AA0
	6ES7 422-1BL00-0AA0
	6ES7 422-7BL00-0AB0
Controller	ALLEN-BRADLEY ControlLogix
- suitable I/O card	1756-IB32
	1756-OB32
Controller	ALLEN-BRADLEY PLC 5
- suitable I/O card	1771 IBN
	1771 OBN
Controller	HONEYWELL PlantScape

# Passive module - FLKM 50/KDS3-MT/PPA/PLC - 2290614

## Technical data

### Supported controller

- suitable I/O card	TC-IDD 321
	TC-ODD 321
Controller	MITSUBISHI MELSEC L
- suitable I/O card	LX41C4
	LX42C4
	LY41NT1P
	LY42NT1P
	LY41PT1P
	LY42PT1P
Controller	MITSUBISHI MELSEC Q
- suitable I/O card	QX81
	QY81P
	QX41
	QX41-S1
	QX42
	QX42-S1
	QX71
	QX72
	QY41P
	QY42P
	QY71
	QH42P
	QX82
	QX82-S1
Controller	Schneider Electric MODICON TSX QUANTUM
- suitable I/O card	DDI 353
	DDI 853
	DAI 353
	DAI 453
	DDO 353
Controller	SIEMENS S7-300 / ET 200 M
- suitable I/O card	CPU 313C-2DP
	CPU 314C-2DP
	CPU 314C-2PtP
	6ES7 321-1BL00-0AA0
	6ES7 322-1BL00-0AA0
	6ES7 323-1BL00-0AA0
	CPU 313C
	CPU 313C-2PtP
Controller	GE-FANUC RX3i

# Passive module - FLKM 50/KDS3-MT/PPA/PLC - 2290614

## Technical data

### Supported controller

- suitable I/O card	IC694MDL754
	IC694MDL660

## Classifications

### eCl@ss

eCl@ss 4.0	27250313
eCl@ss 4.1	27250313
eCl@ss 5.0	27250313
eCl@ss 5.1	27250313
eCl@ss 6.0	27371601
eCl@ss 7.0	27371601

### ETIM

ETIM 2.0	EC001437
ETIM 3.0	EC001437
ETIM 4.0	EC001437
ETIM 5.0	EC001437

### UNSPSC

UNSPSC 6.01	30211824
UNSPSC 7.0901	39121421
UNSPSC 11	39121421
UNSPSC 12.01	39121421
UNSPSC 13.2	39121421

## Approvals

### Approvals

---

#### Approvals

UL Listed / cUL Listed / EAC / cULus Listed

---

#### Ex Approvals

---


#### Approvals submitted

---

#### Approval details

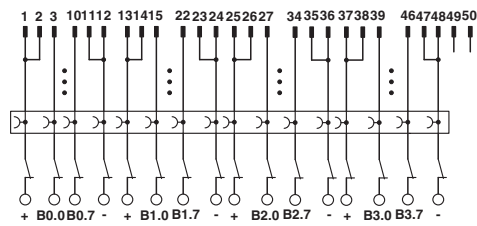
# Passive module - FLKM 50/KDS3-MT/PPA/PLC - 2290614

## Approvals



## Drawings

Circuit diagram



FLKM 50/KDS3-MT/PPA/PLC connection scheme