

## Interface module - VIP-3/PT/HD62SUB/M - 2904271

Please be informed that the data shown in this PDF Document is generated from our Online Catalog. Please find the complete data in the user's documentation. Our General Terms of Use for Downloads are valid (<http://phoenixcontact.com/download>)




VARIOFACE module, with push-in connections and high density D-SUB miniature pin strip , for mounting on NS 35 rails, no. of pos.: 62

The figure shows the 44-pos. version with D-SUB plug.



### Key commercial data

Packing unit	1 pc
GTIN	 4 046356 814805
Weight per Piece (excluding packing)	287.9 g
Custom tariff number	85369010
Country of origin	United States
Note	Made to Order (non-returnable)

### Technical data

#### Dimensions

Width	113 mm
Height	75.8 mm
Depth	63 mm

#### Ambient conditions

Ambient temperature (operation)	-20 °C ... 50 °C
Ambient temperature (storage/transport)	-20 °C ... 70 °C

#### General

Max. permissible operating voltage	125 V AC/DC
Max. perm. current (per branch)	1 A
Number of positions	62
Status display	No
Mounting position	any

# Interface module - VIP-3/PT/HD62SUB/M - 2904271

## Technical data

### General

Standards/regulations	EN 50178
Rated surge voltage	1.2 kV
Pollution degree	2
Surge voltage category	II

### Connection data for connection 1

Connection name	PCB connection
Connection in acc. with standard	IEC / EN
Connection method	Push-in connection
Number of positions	62
Conductor cross section solid min.	0.14 mm <sup>2</sup>
Conductor cross section solid max.	2.5 mm <sup>2</sup>
Conductor cross section stranded min.	0.14 mm <sup>2</sup>
Conductor cross section stranded max.	2.5 mm <sup>2</sup>
Conductor cross section AWG/kcmil min.	24
Conductor cross section AWG/kcmil max.	12
Stripping length	8 mm
Screw thread	M3

### Connection data for connection 2

Connection name	D-SUB connection
Number of connections	1
Connection method	High density D-SUB pin strip
Number of positions	62

## Classifications

### eCl@ss

eCl@ss 4.0	27250313
eCl@ss 4.1	27250313
eCl@ss 5.0	27250313
eCl@ss 5.1	27250313
eCl@ss 6.0	27242608
eCl@ss 7.0	27141152
eCl@ss 8.0	27141152

### ETIM

ETIM 3.0	EC001604
ETIM 4.0	EC001604
ETIM 5.0	EC002780

# Interface module - VIP-3/PT/HD62SUB/M - 2904271

## Classifications

### UNSPSC

UNSPSC 6.01	30211824
UNSPSC 7.0901	39121421
UNSPSC 11	39121421
UNSPSC 12.01	39121421
UNSPSC 13.2	39121421

## Approvals

### Approvals


#### Approvals


CSA / UL Recognized / cUL Recognized / EAC / cULus Recognized

#### Ex Approvals

#### Approvals submitted

## Approval details

CSA 	
mm <sup>2</sup> /AWG/kcmil	26-14
Nominal current IN	1 A
Nominal voltage UN	105 V

UL Recognized 	
mm <sup>2</sup> /AWG/kcmil	26-14
Nominal current IN	1 A
Nominal voltage UN	125 V

# Interface module - VIP-3/PT/HD62SUB/M - 2904271

## Approvals

cUL Recognized	
mm <sup>2</sup> /AWG/kcmil	26-14
Nominal current I <sub>N</sub>	1 A
Nominal voltage U <sub>N</sub>	125 V

EAC
-----

cULus Recognized
------------------

## Accessories

### Accessories

#### System cable

Cable - CABLE-D62SUBH/B/B/ 40/K4G/GK2 - 2319090

Assembled, shielded round cable, with 62-pos. HD D-SUB female connector at both ends; cable length: 0.4 m



Cable - CABLE-D62SUBH/B/B/ 60/K4G/GK2 - 2319087

Assembled, shielded round cable, with 62-pos. HD D-SUB female connector at both ends; cable length: 0.6 m



Cable - CABLE-D62SUBH/B/B/ 200/K4G/GK2 - 2312000

Assembled, shielded round cable, with 62-pos. HD D-SUB female connector at both ends; cable length: 2 m



## Interface module - VIP-3/PT/HD62SUB/M - 2904271

### Accessories

Cable - CABLE-D62SUBH/B/B/ 300/K4G/GK2 - 2311991

Assembled, shielded round cable, with 62-pos. HD D-SUB female connector at both ends; cable length: 3 m



Cable - CABLE-D62SUBH/B/B/ 400/K4G/GK2 - 2311988

Assembled, shielded round cable, with 62-pos. HD D-SUB female connector at both ends; cable length: 4 m



Cable - CABLE-D62SUBH/B/B/ 500/K4G/GK2 - 2311975

Assembled, shielded round cable, with 62-pos. HD D-SUB female connector at both ends; cable length: 5 m



Cable - CABLE-D62SUBH/B/B/ 750/K4G/GK2 - 2311962

Assembled, shielded round cable, with 62-pos. HD D-SUB female connector at both ends; cable length: 7.5 m



Cable - CABLE-D62SUBH/B/B/1000/K4G/GK2 - 2311959

Assembled, shielded round cable, with 62-pos. HD D-SUB female connector at both ends; cable length: 10 m



## Interface module - VIP-3/PT/HD62SUB/M - 2904271

### Accessories

Cable - CABLE-D62SUBH/B/B/1250/K4G/GK2 - 2311946

Assembled, shielded round cable, with 62-pos. HD D-SUB female connector at both ends; cable length: 12.5 m



Cable - CABLE-D62SUBH/B/B/1500/K4G/GK2 - 2311933

Assembled, shielded round cable, with 62-pos. HD D-SUB female connector at both ends; cable length: 15 m



Cable - CABLE-D62SUBH/B/B/1750/K4G/GK2 - 2311920

Assembled, shielded round cable, with 62-pos. HD D-SUB female connector at both ends; cable length: 17.5 m



Cable - CABLE-D62SUBH/B/B/2000/K4G/GK2 - 2311917

Assembled, shielded round cable, with 62-pos. HD D-SUB female connector at both ends; cable length: 20 m



Cable - CABLE-D62SUBH/B/B/3000/K4G/GK2 - 2901375

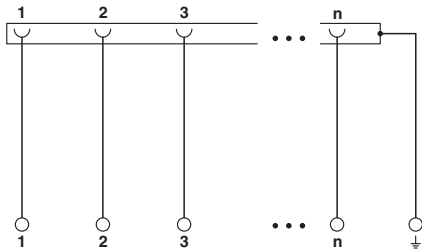
Assembled, shielded round cable, with 62-pos. HD D-SUB female connector at both ends; cable length: 30 m



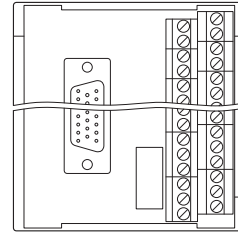
### Drawings

## Interface module - VIP-3/PT/HD62SUB/M - 2904271

Circuit diagram



Schematic diagram



Universal circuit diagram