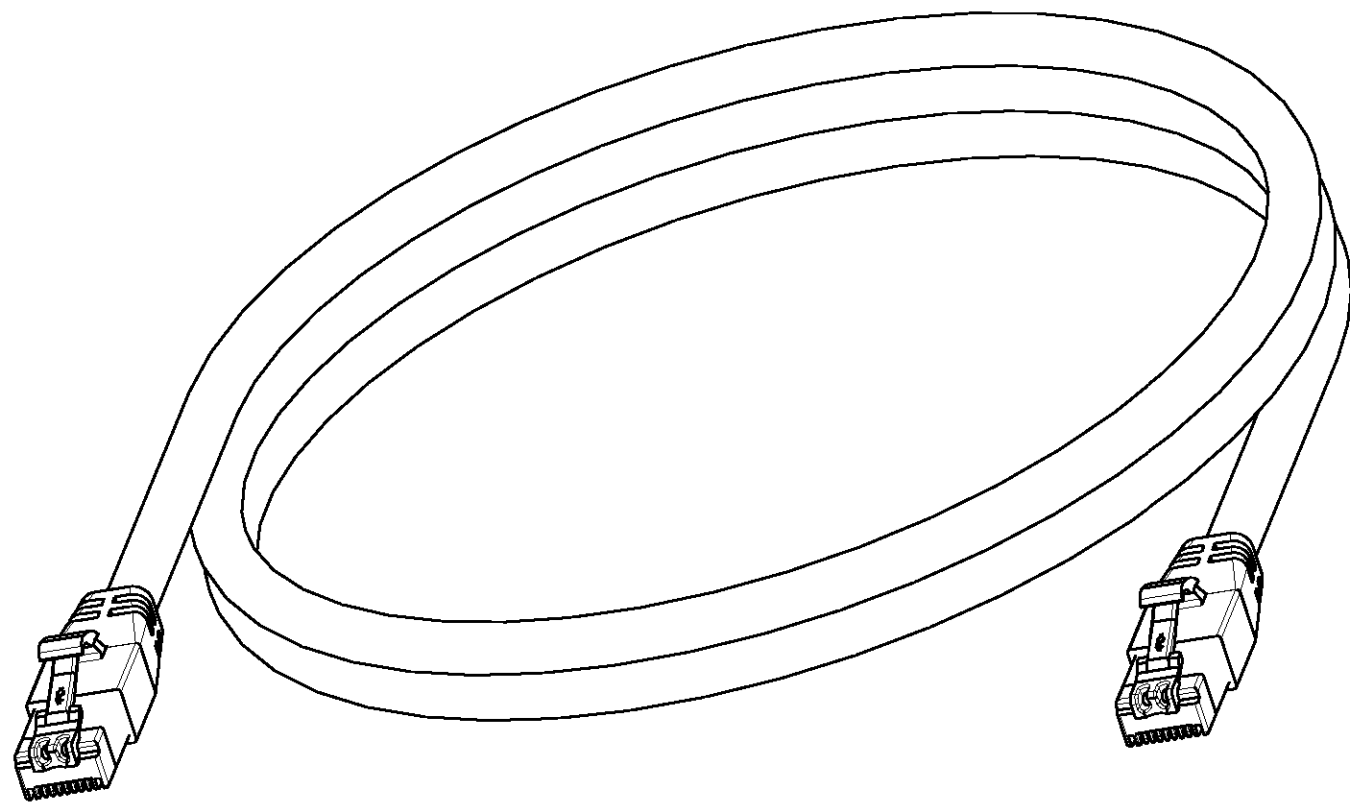
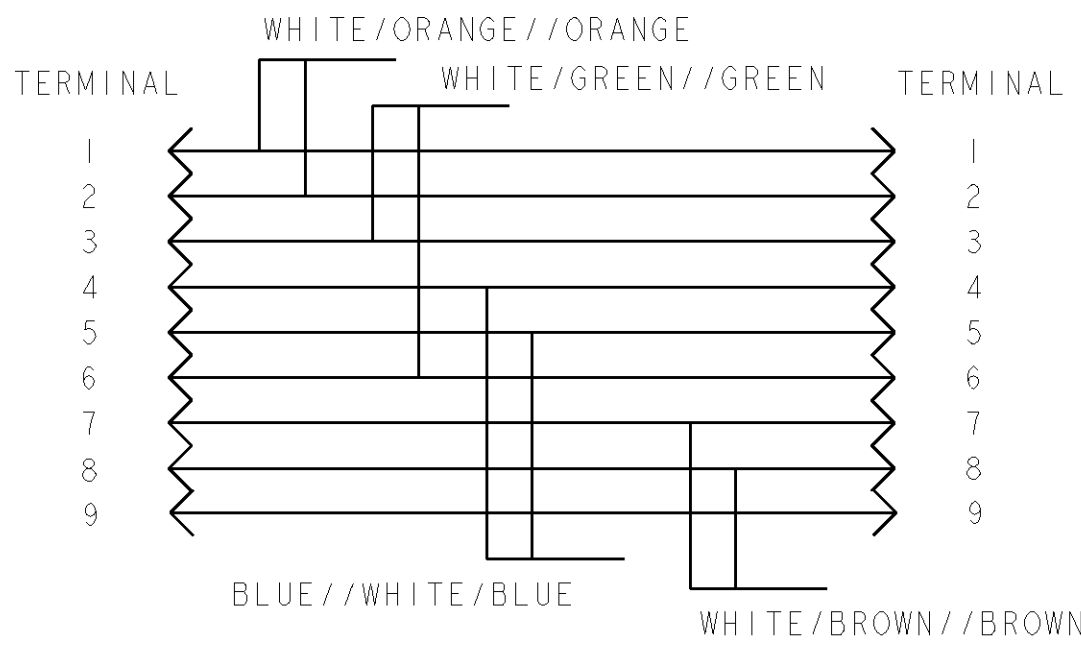
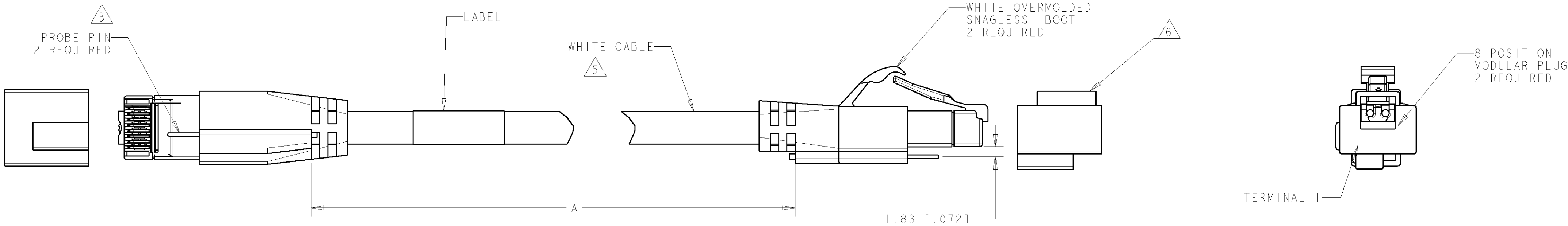


LOC	DIST	REVISIONS					
HM	00	P	LTR	DESCRIPTION	DATE	DWN	APVD
			E	REV: ECO-07-008746	19APR2007	GG	JC



- 1
- CABLE ASSEMBLY SHALL BE WIRED PER WIRING DIAGRAM.
- 2
- FINAL ASSEMBLY SHALL BE 568B COMPLIANT.
- 3
- PROBE PINS ARE CONNECTED BY 9TH WIRE IN CABLE.
- 4
- DIMENSIONS ARE MAXIMUM.
- 5
- CABLE OUTSIDE DIAMETER IS 6.7 MM NOMINAL AND FOR REFERENCE ONLY.
- 6
- PROTECTIVE CAPS TO BE REMOVED PRIOR TO MATING WITH MODULAR JACK, SHIPPED WITH CAPS INSTALLED.



1 WIRING DIAGRAM
568B

25	7874.0 [310.00]	2-1435834-5
16	5130.8 [202.00]	1-1435834-6
14	4521.2 [178.00]	1-1435834-4
10	3251.2 [128.00]	1-1435834-0
9	2895.6 [114.00]	1435834-9
7	2286.0 [90.00]	1435834-7
5	1676.4 [66.00]	1435834-5
4	1371.6 [54.00]	1435834-4
3	1066.8 [42.00]	1435834-3
2	762.0 [30.00]	1435834-2
1	457.2 [18.00]	1435834-1
FEET, REF		A 4 PART NO.

THE INFORMATION CONTAINED HEREIN IS UNCLASSIFIED EXCEPT WHERE SHOWN OTHERWISE. IT IS THE POLICY OF TYCO ELECTRONICS CORPORATION TO MAKE THIS INFORMATION AVAILABLE TO THE PUBLIC.		DWN L. SMITH 22MAR04	tyco Electronics		Tyco Electronics Harrisburg, Pa., 17105-3608	
EGR M. DELPHIAS 22MAR04		NAME M. DELPHIAS	PRODUCT SPEC		RESTRICTED TO	
APVD M. DELPHIAS		APPLICATION SPEC	SIZE A		CAGE CODE 00779	
DIMENSIONS: MM [INCH]		TOLERANCES UNLESS OTHERWISE SPECIFIED: 9 PLC ± 1 PLC ± 2 PLC ± 3 PLC ± 4 PLC ± ANGLES ± FINISH ±	WEIGHT -		DRAWING NO. C=1435834	
MATERIAL -		CUSTOMER DRAWING	SCALE 2:1		SHEET 1 OF 1	
					REV E	

Mouser Electronics

Authorized Distributor

Click to View Pricing, Inventory, Delivery & Lifecycle Information:

[TE Connectivity:](#)

[2-1435834-5](#)