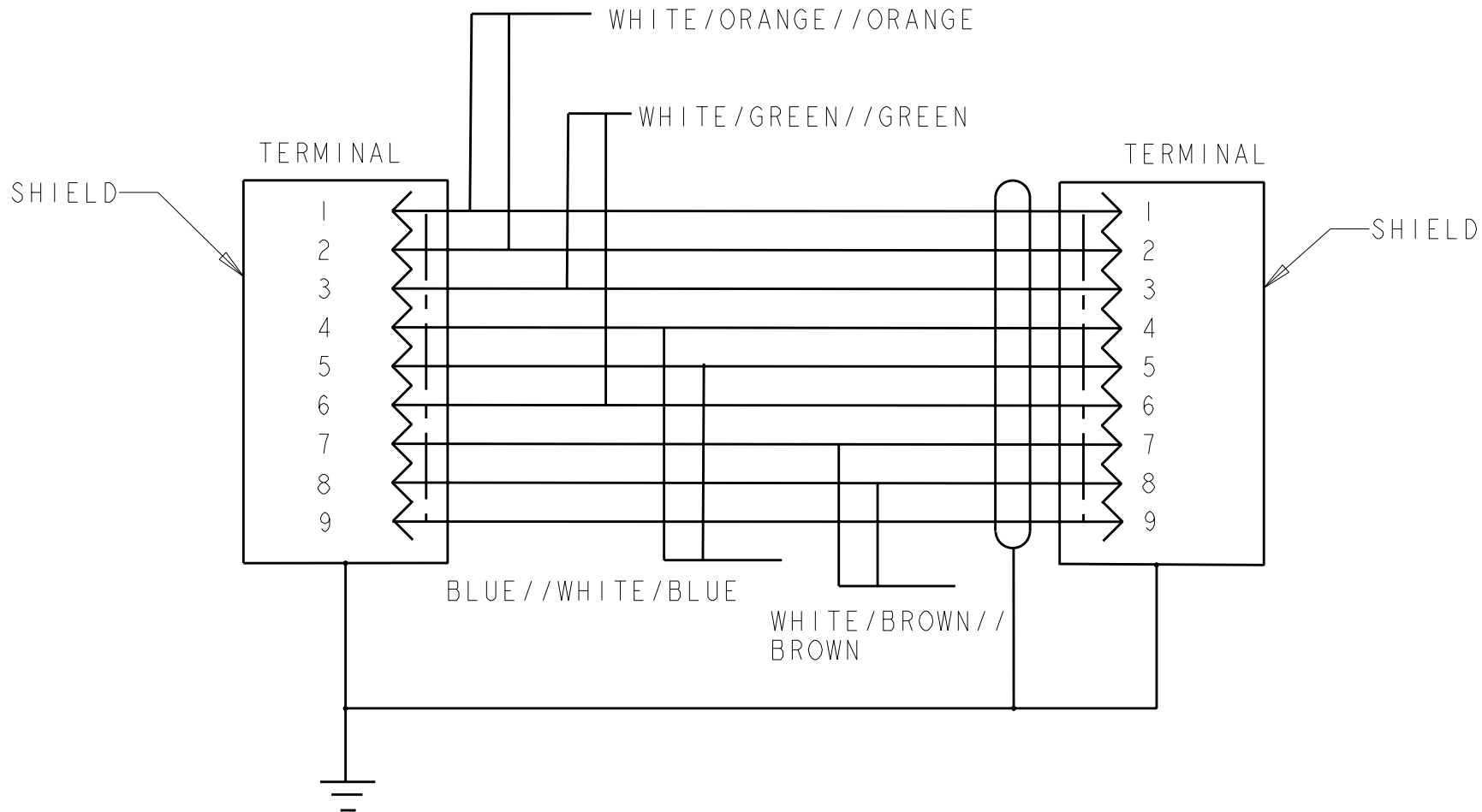
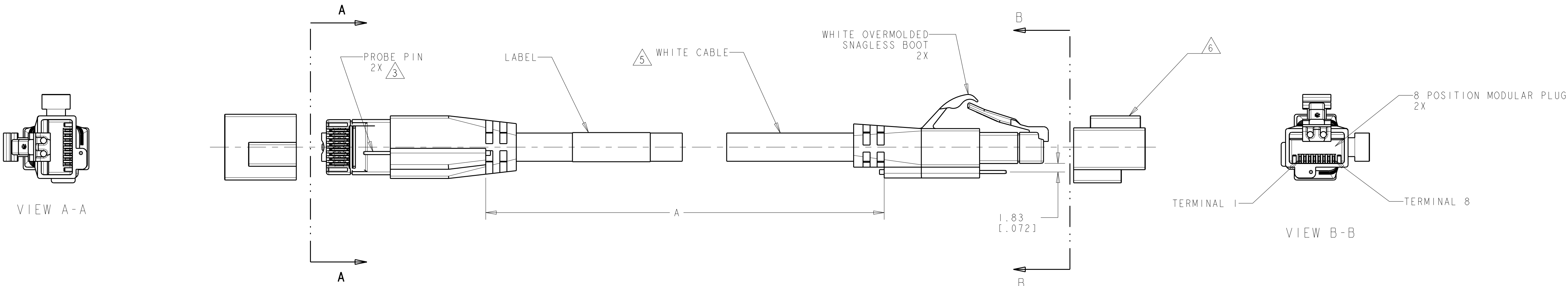
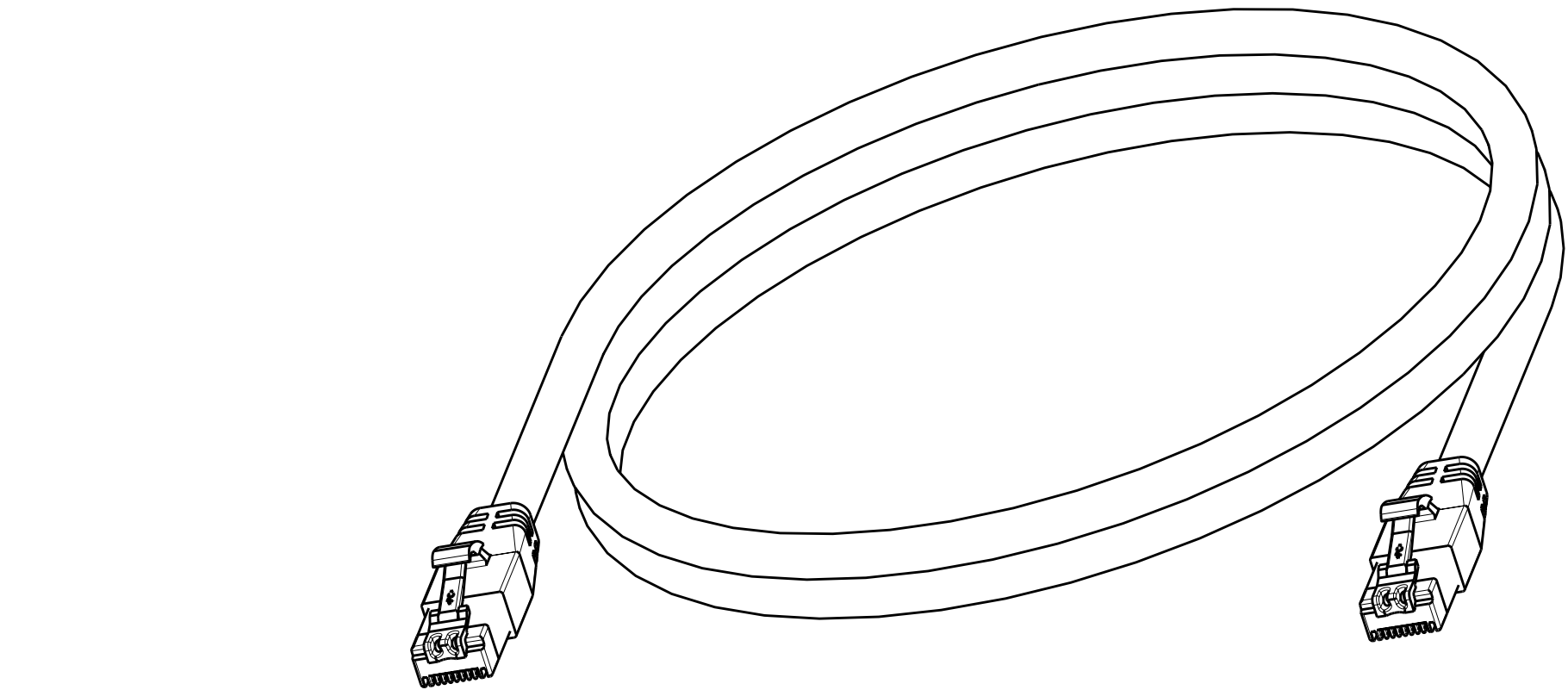


LOC	DIST	REVISIONS						
HM	00	P	LTR	DESCRIPTION	DATE	DWN	APVD	
			A	NSD05-105	21OCT2005	JM	MD	
			B	REV: ECO-07-005781	19MAR2007	GG	JC	
			C	REV ECO-10-008531	23APR2010	LH	DC	
			-	-	-	-	-	

- 1
- CABLE ASSEMBLY SHALL BE WIRED PER WIRING DIAGRAM.
- 2
- FINAL ASSEMBLY SHALL BE TIA 568C.2 CAT. 6A COMPLIANT.
- 3
- PROBE PINS ARE CONNECTED BY 9TH WIRE IN CABLE.
- 4
- DIMENSIONS ARE MAXIMUM.
- 5
- CABLE OUTSIDE DIAMETER IS 7.1 MM NOMINAL AND FOR REFERENCE ONLY.
- 6
- PROTECTIVE CAPS TO BE REMOVED PRIOR TO MATING WITH MODULAR JACK, SHIPPED WITH CAPS INSTALLED.



WIRING DIAGRAM  
568B

35	10922.0 [430.00]	3-1499740-5
25	7874.0 [310.00]	2-1499740-5
16	5130.8 [202.00]	1-1499740-6
14	4521.2 [178.00]	1-1499740-4
10	3251.2 [128.00]	1-1499740-0
9	2895.6 [114.00]	1499740-9
7	2286.0 [90.00]	1499740-7
5	1676.4 [66.00]	1499740-5
4	1371.6 [54.00]	1499740-4
3	1066.8 [42.00]	1499740-3
2	762.0 [30.00]	1499740-2
FEET, REF		PART NO.

TYPICAL DIMENSIONS TO CENTER LINE UNLESS OTHERWISE SPECIFIED. DIMENSIONS IN PARENTHESES ARE FOR REFERENCE ONLY. DIMENSIONS IN PARENTHESES ARE FOR REFERENCE ONLY. DIMENSIONS IN PARENTHESES ARE FOR REFERENCE ONLY.		DWN J MCNEAL 21OCT2005	Tyco Electronics Harrisburg, Pa., 17105-3608	
CHK M DELPHIAS 21OCT2005		APVD M DELPHIAS 21OCT2005	NAME PATCH CORD, AMPTRAC, CAT6A PIMF SHIELDED, CM, WHITE	
DIMENSIONS: MM [INCH]		PRODUCT SPEC	SIZE A1	
TOLERANCES UNLESS OTHERWISE SPECIFIED: 9 PLC ± 2 PLC ± 5 PLC ± 4 PLC ± ANGLES ± FINISH ±		APPLICATION SPEC	CAGE CODE 00779	
MATERIAL -		WEIGHT -	DRAWING NO 1499740	
		CUSTOMER DRAWING	RESTRICTED TO -	
			SCALE 1:1	
			SHEET 1	
			OF 1	
			REV C	

# Mouser Electronics

Authorized Distributor

Click to View Pricing, Inventory, Delivery & Lifecycle Information:

[TE Connectivity:](#)

[2-1499740-5](#)