

"High Frequency Ceramic Solutions"


2.45 / 5.4GHz Low Loss Ceramic Chip Diplexer (LPF/BPF type) P/N 2450DP15L5400

Spec. Release Date: 10/31/16

Page 1 of 3

General Specifications

Part Number		2450DP15L5400		
Passband (MHz)	Insertion Loss (dB)	Attenuation	Return Loss (dB)	Isolation (dB)
2400~2500	0.25 typ. (0.5 max.)	20dB min. (27 typ.) @ 4.8-6.0GHz	10 min. (20 typ.)	20 min. (22 typ.) @ 2.4-2.5GHz
		20dB min. (30 typ.) @ 7.2-7.5GHz		
4900~5950	0.35 typ. (0.65 max.)	20dB min. (23 typ.) @ 0.8-2.5GHz	10 min. (15 typ.)	20 min. (27 typ.) @ 4.9-5.95GHz
		15dB min. (18 typ.) @ 9.8-11.9GHz		
Impedance for all I/O ports		50 Ω		
Operating Temp/Post-Installation Storage Temperature			+5 to +35°C, Humidity 45~75%RH, 18 mos max	
Storage Temp (unused product on T&R)			-40 to +85°C	
Input Power		2W max (CW)	Reel Quantity	4000 pcs



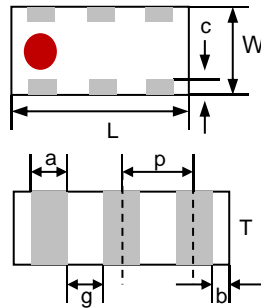
Note: This component is identical to p/n: 2450DP15K5400 except that the 2.4G and 5G pins are swapped in functionality and has a round top red mark for distinction.

Part Number Explanation

P/N Suffix	Packing Style	Bulk	Suffix = S	eg. 2450DP15L5400S
		T & R	Suffix = E	eg. 2450DP15L5400E
	Termination style	Ni/Sn	Suffix = None	eg. 2450DP15L5400S(E or S)
	Evaluation Board	2450DP15L5400-EB1SMA (3-port PCB with 50ohm SMA connectors)		

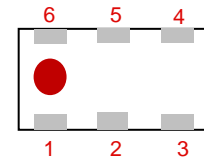
Mechanical Dimensions

	In	mm
L	0.079 ± 0.004	2.00 ± 0.10
W	0.049 ± 0.004	1.25 ± 0.10
T	0.020 ± 0.004	0.50 ± 0.10
a	0.012 ± 0.004	0.30 ± 0.10
b	0.008 ± 0.004	0.20 ± 0.10
c	0.012 +.004/-0.008	0.30 +0.1/-0.2
g	0.014 ± 0.004	0.35 ± 0.10
p	0.026 ± 0.002	0.65 ± 0.05



Terminal Configuration

No.	Function	No.	Function
1	GND	1	Higher Freq. Port
2	Common Port	2	GND
3	GND	3	Lower Freq. Port



Mounting Considerations and appearance

* Line width should be designed to provide 50Ω impedance matching characteristics. CPWG style works best

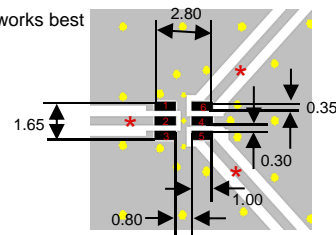
Need the layout file of this diplexer? Send us a message at:

www.johansontechnology.com/ask-a-question

Do you need some measured s-parameters? Send us a message at the link above.

- Solder
- Land
- Through-hole (φ 0.35 / 0.20)

Units: mm



Johanson Technology, Inc. reserves the right to make design changes without notice.

All sales are subject to Johanson Technology, Inc. terms and conditions.



www.johansontechnology.com

4001 Calle Tecate • Camarillo, CA 93012 • TEL 805.389.1166 FAX 805.389.1821

ver 3.1

2016 Johanson Technology, Inc. All Rights Reserved

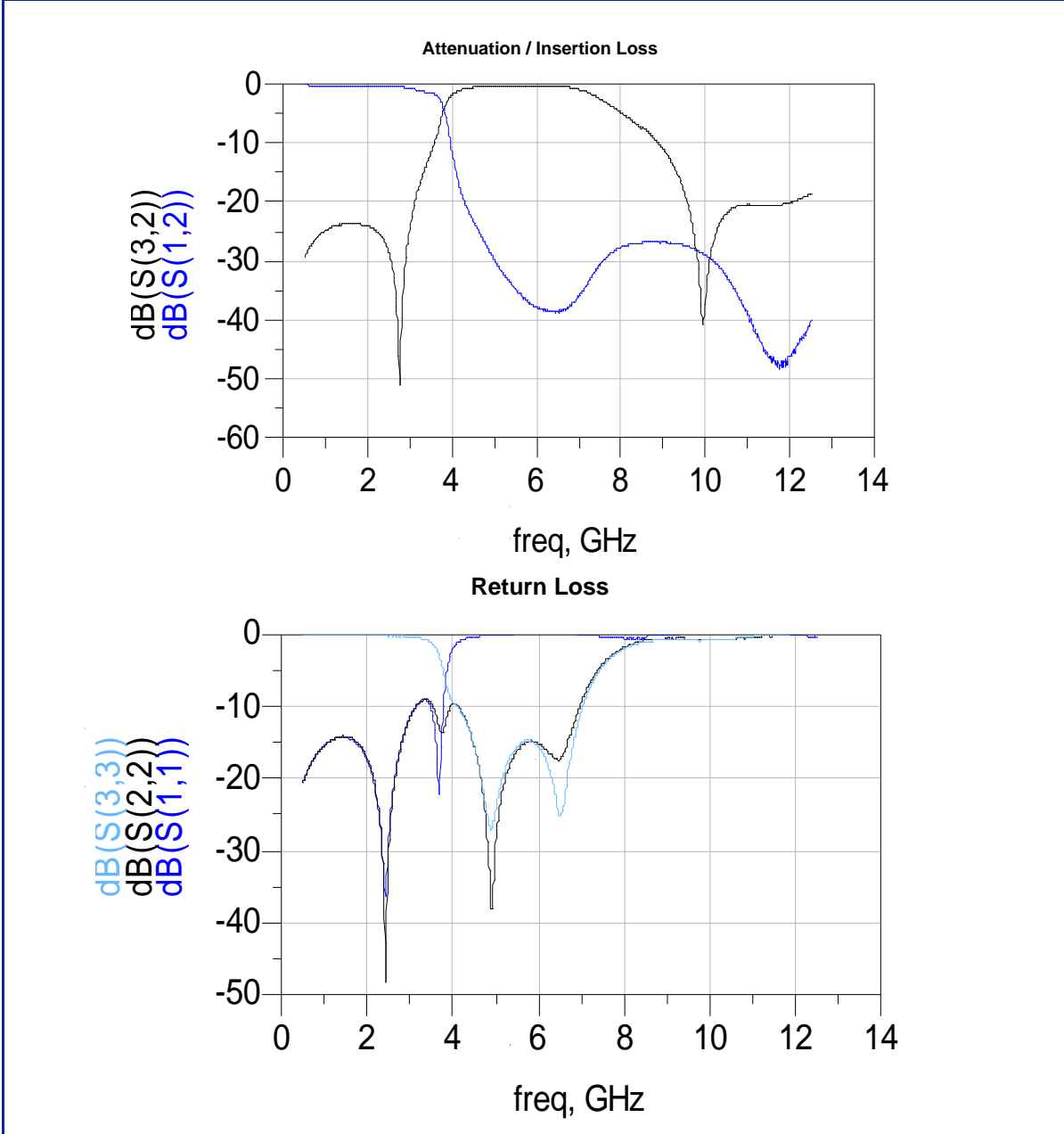
"High Frequency Ceramic Solutions"

2.45 / 5.4GHz Low Loss Ceramic Chip Diplexer (LPF/BPF type) P/N 2450DP15L5400

Spec. Release Date: 10/31/16

Page 2 of 3

Typical Electrical Performance (T=25°C)



Johanson Technology, Inc. reserves the right to make design changes without notice.
All sales are subject to Johanson Technology, Inc. terms and conditions.



"High Frequency Ceramic Solutions"

2.45 / 5.4GHz Low Loss Ceramic Chip Diplexer (LPF/BPF type) P/N 2450DP15L5400

Spec. Release Date: 10/31/16

Page 3 of 3

RoHS Compliance

<http://www.johansontechnology.com/rohs-compliance>

Packaging information

<http://www.johansontechnology.com/tape-reel-packaging>

Soldering Information

<http://www.johansontechnology.com/ipcsoldering-profile>

Layout Files, s-parameters and any other technical questions

<http://www.johansontechnology.com/ask-a-question>

MSL Info

<http://www.johansontechnology.com/msl-rating>

Recommended Storage Condition and Max Shelf Life

<http://www.johansontechnology.com/recommended-storage-conditions>

Antenna layout and tuning techniques

<http://www.johansontechnology.com/tuning.html>

Antenna layout review, tuning, and characterization services

<http://www.johansontechnology.com/ipc-antenna-services.html>

Not exactly the diplexer you are looking for and want to see our other options?

Go to:

www.johansontechnology.com/diplexers, or

Contact us at:

www.johansontechnology.com/ask-a-question

Johanson Technology, Inc. reserves the right to make design changes without notice.

All sales are subject to Johanson Technology, Inc. terms and conditions.



www.johansontechnology.com
4001 Calle Tecate • Camarillo, CA 93012 • TEL 805.389.1166 FAX 805.389.1821
ver 3.1 2016 Johanson Technology, Inc. All Rights Reserved