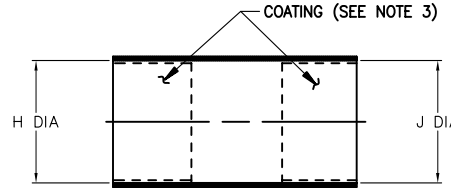
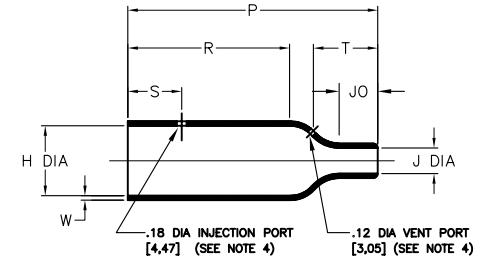


NOTES

- ALL DIMENSIONS ARE IN $\frac{\text{INCHES}}{\text{[MILLIMETERS]}}$
- DIMENSIONS APPEARING IN TABLE ARE AS FOLLOWS:
 - a - AS SUPPLIED
 - b - AFTER UNRESTRICTED RECOVERY
- COATING (ADHESIVE) IS OPTIONAL. AS SUPPLIED DIMENSIONS APPEARING IN TABLE ARE FOR UNCOATED PARTS. WHEN COATING IS ADDED, ENTRY DIAMETERS WILL BE REDUCED BY .06 MAX.
- MOLDING PORTS ARE OPTIONAL. WHEN -00 MODIFICATION NUMBER IS SPECIFIED MOLDING PORTS WILL BE LOCATED AS SHOWN.
- 8 MATERIAL IS NOT AVAILABLE ON 202A163, 202A174, 202A185 AND 202A196



AS SUPPLIED



AFTER UNRESTRICTED RECOVERY

REVISIONS		
LTR	DESCRIPTION	DATE
W	REVISED PER ECO-08-012622	05/21/2008

PART NUMBER	H				J				P	R	S	T	JO	W
	Min -3,-4,-25 a	Min -3,-8-12, -45,-100 a	Min -6 a	Max b	Min -3,-4,-25 a	Min -3,-8-12, -45,-100 a	Min -6 a	Max b	±10% b	±10% b	Ref b	Ref b	Ref b	±20% b
202A111	.65 [16,5]	.65 [16,5]	.65 [16,5]	.31 [7,9]	.65 [16,5]	.47 [11,9]	.65 [16,5]	.15 [3,8]	1.00 [25,4]	.56 [14,2]	.50 [12,7]	N/A	.23 [5,8]	.05 [1,27]
202A121	.97 [24,6]	.89 [22,6]	.92 [23,4]	.39 [9,9]	.97 [24,6]	.70 [17,8]	.92 [23,4]	.21 [5,3]	1.50 [38,1]	.86 [21,8]	.60 [15,2]	N/A	.36 [9,1]	.06 [1,52]
202A132	1.12 [28,4]	1.03 [26,2]	1.05 [26,7]	.56 [14,2]	1.12 [28,4]	.80 [20,3]	1.05 [26,7]	.26 [6,6]	2.02 [51,3]	1.10 [27,9]	.75 [19,1]	.63 [16,0]	.51 [13,0]	.07 [1,78]
202A142	1.22 [31,0]	1.22 [31,0]	1.22 [31,0]	.70 [17,8]	1.22 [31,0]	1.00 [25,4]	1.22 [31,0]	.29 [7,4]	2.63 [66,8]	1.40 [35,6]	.75 [19,1]	.87 [22,1]	.70 [17,8]	.07 [1,78]
202A153	1.42 [36,0]	1.42 [36,0]	1.42 [36,0]	.86 [21,9]	1.42 [36,0]	1.03 [26,2]	1.42 [36,0]	.34 [8,6]	2.90 [73,7]	1.63 [41,4]	.75 [19,1]	.87 [22,1]	.63 [16,0]	.07 [1,78]
* 202A163	1.68 [42,7]	1.68 [42,7]	1.68 [42,7]	1.08 [27,4]	1.68 [42,7]	1.07 [27,2]	1.68 [42,7]	.37 [9,4]	3.90 [99,1]	2.47 [62,7]	.75 [19,1]	.99 [25,2]	.71 [18,0]	.08 [2,03]
* 202A174	2.04 [51,8]	1.90 [48,3]	2.04 [51,8]	1.39 [35,3]	2.04 [51,8]	1.90 [48,3]	2.04 [51,8]	.63 [16,0]	5.13 [130,3]	2.55 [64,8]	1.00 [25,4]	2.00 [50,8]	1.65 [41,9]	.13 [3,30]
* 202A185	2.60 [66,0]	2.60 [66,0]	2.60 [66,0]	1.72 [43,7]	2.60 [66,0]	2.13 [54,1]	2.60 [66,0]	.77 [19,6]	6.35 [161,3]	3.55 [90,2]	1.00 [25,4]	2.15 [54,6]	1.88 [47,8]	.15 [3,81]
* 202A196	3.40 [86,4]	3.40 [86,4]	3.40 [86,4]	2.25 [57,2]	3.40 [86,4]	2.81 [71,4]	3.40 [86,4]	1.06 [26,9]	8.37 [212,6]	4.45 [113,0]	1.00 [25,4]	3.15 [80,0]	2.45 [62,2]	.16 [4,06]

CUSTOMER DRAWING

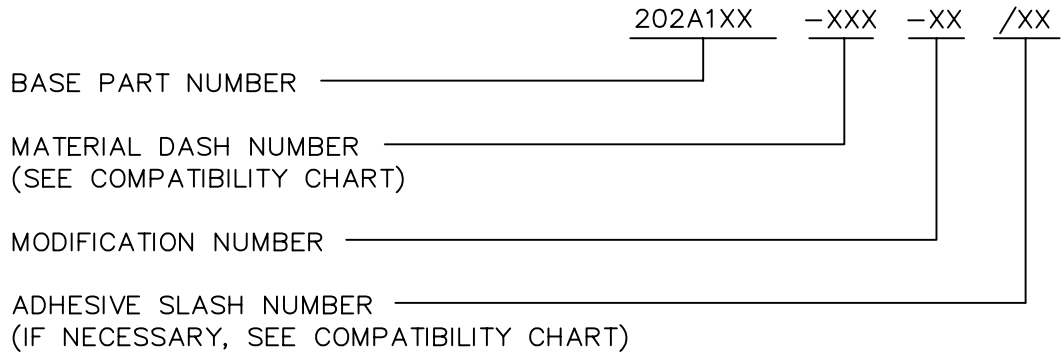
UNLESS OTHERWISE SPECIFIED DIMENSIONS ARE INCHES. METRIC DIMENSIONS ARE IN BRACKETS. DECIMAL TOLERANCES .XXX ± 0.005 [0.13 mm] .XX ± 0.01 [0.25 mm] .X ± 0.1 [0.50 mm] ANGLE TOLERANCE .X ± 1 DEG.	DRAWN UNGUYEN	DATE 05/21/2008	Raychem Molded Parts 305 Constitution Dr Menlo Park, CA 94025
	RPN	TITLE BOOT, STRAIGHT, OVEREXPANDED	
THIRD ANGLE PROJECTION		SIZE B	CODE IDENT. NO. 06090
© 2004-2008 Tyco Electronics Corporation. All rights reserved.		DWG. NO. 202A111thru196	
DO NOT SCALE THIS DRAWING		SHEET 1 OF 2	

If this document is printed it becomes uncontrolled. Check for the latest revision

COMPATIBILITY CHART

MATERIAL DASH NO.	MATERIAL DESCRIPTION	RT SPEC	COATING SLASH NO.	COATING SPEC	COATING DESCRIPTION
-3	POLYOLEFIN, SEMI-RIGID	RT-301	/42; /86	S-1017; S-1048	ADHESIVE
-4	POLYOLEFIN, FLEXIBLE	RT-1304	/164; /86; /180	S-1017; S-1048; S-1030	ADHESIVE
-5	ELASTOMER, FLEXIBLE	RT-501	/42,	S-1017	ADHESIVE
-6	SILICONE	RT-602	N/A		
-8	POLYOLEFIN, SPACE	RT-1308	N/A		
-12	FLUROELASTOMER	RT-1312	N/A		
-25	ELASTOMER, FLUID RESISTANT	RT-1325	/42; /86; /225	S-1017; S-1048; S-1206	ADHESIVE
-49	E.P.R FLEXIBLE	RT-1320			
-100	POLYOLEFIN, SEMI-FLEXIBLE ZEROHAL	RT-1323	/180; /184; /86	S-1030; S-1048	ADHESIVE

ORDERING INFORMATION



CUSTOMER DRAWING

SIZE	DWG. NO.	REV	DWG. NO.
B	06090	W	202A111thru196
DO NOT SCALE THIS DRAWING			SHEET 2 OF 2

If this document is printed it becomes uncontrolled. Check for the latest revision