

Lightning arrester type 1 - FLT-PLUS CTRL-1.5 - 2800119

Please be informed that the data shown in this PDF Document is generated from our Online Catalog. Please find the complete data in the user's documentation. Our General Terms of Use for Downloads are valid (<http://phoenixcontact.com/download>)



Type 1 / Class I (lightning current arrester) with arc chopping spark gap and ignition electronics, quenching plates for high mains follow-through current quenching capacity, 1-channel. Protection level: 1.5 kV. Housing width: 35 mm (2 Div.)

The illustration shows version FLT-PLUS CTRL-0,9

Why buy this product

- Good follow current quenching capacity with higher rated voltage
- High discharge capacity
- Triggered
- Direct parallel connection with type 2 arresters supported
- Single-channel



Key commercial data

Packing unit	1 pc
GTIN	 4 046356 480048
Weight per Piece (excluding packing)	564.5 g
Custom tariff number	85363010
Country of origin	Germany
Note	Made to Order (non-returnable)

Technical data

Dimensions

Height	150 mm
Width	35.5 mm
Depth	80.5 mm
Horizontal pitch	2 Div.

Ambient conditions

Degree of protection	IP20
Ambient temperature (operation)	-40 °C ... 85 °C
Permissible humidity (operation)	≤ 95 %

Lightning arrester type 1 - FLT-PLUS CTRL-1.5 - 2800119

Technical data

General

IEC power supply system	TT
	TN-C
	TN-S
Housing material	PA-GF
Inflammability class according to UL 94	V0
Color	black
Standards for air and creepage distances	EN 60664-1
	EN61643-11
Mounting type	DIN rail: 35 mm
Type	Rail-mountable module, one-piece
Number of positions	1
Surge protection fault message	None
Direction of action	1L-N/PE

Protective circuit

IEC test classification	I
	T1
EN type	T1
Nominal voltage U_N	230 V AC (400 V AC)
Maximum continuous operating voltage U_C	350 V AC
Maximum continuous operating voltage U_C (L-N)	350 V AC
Maximum continuous operating voltage U_C (L-PEN)	350 V AC
U_T (TOV-proof)	350 V (5 sec.)
Nominal frequency f_N	50 Hz
	60 Hz
Residual current I_{PE}	≤ 0.1 mA
Standby power consumption P_C	≤ 35 mVA
Max. discharge current I_{max} (8/20) μ s	50 kA
Nominal discharge current I_n (8/20) μ s	50 kA
Nominal discharge current I_n (8/20) μ s (L-N)	50 kA
Nominal discharge current I_n (8/20) μ s (L-PEN)	50 kA
Impulse discharge current (10/350) μ s charge	25 As
Impulse discharge current (10/350) μ s, specific energy	625 kJ/ Ω
Impulse discharge current (10/350) μ s, peak value I_{imp}	50 kA
Front of wave sparkover voltage at 6 kV (1.2/50) μ s	≤ 1.5 kV
Voltage protection level U_p	≤ 1.5 kV
Voltage protection level U_p (L-N)	≤ 1.5 kV
Voltage protection level U_p (L-PEN)	≤ 1.5 kV
Response time	≤ 100 ns
Response time (L-N)	≤ 100 ns

Lightning arrester type 1 - FLT-PLUS CTRL-1.5 - 2800119

Technical data

Protective circuit

Response time (L-PEN)	≤ 100 ns
Max. backup fuse with branch wiring	500 A (gL)
Short-circuit resistance I _p with max. backup fuse (effective)	50 kA
Follow current quenching capacity I _f	50 kA

Connection, protective circuit

Connection method	Screw connection
Connection type IN	Biconnect screw terminal block
Connection type OUT	Biconnect screw terminal block
Connection method	Biconnect terminal block
Screw thread	M6
Tightening torque	8 Nm
Stripping length	19 mm
Conductor cross section stranded min.	16 mm ²
Conductor cross section stranded max.	35 mm ²
Conductor cross section solid min.	10 mm ²
Conductor cross section solid max.	50 mm ²
Conductor cross section AWG/kcmil min.	6
Conductor cross section AWG/kcmil max	1

Standards and Regulations

Standards/regulations	IEC 61643-1 2005
	DIN EN 61643-11 2002
	DIN EN 61643-11/A11 2007

Classifications

eCl@ss

eCl@ss 4.0	27140201
eCl@ss 4.1	27140201
eCl@ss 5.0	27140201
eCl@ss 5.1	27140201
eCl@ss 6.0	27140201
eCl@ss 7.0	27140201
eCl@ss 8.0	27130802

ETIM

ETIM 2.0	EC000381
ETIM 3.0	EC000381
ETIM 4.0	EC000381
ETIM 5.0	EC000381

Lightning arrester type 1 - FLT-PLUS CTRL-1.5 - 2800119

Classifications

UNSPSC

UNSPSC 6.01	30212010
UNSPSC 7.0901	39121610
UNSPSC 11	39121610
UNSPSC 12.01	39121610
UNSPSC 13.2	39121620

Approvals

Approvals


Approvals

UL Recognized / cUL Recognized / EAC / cULus Recognized

Ex Approvals


Approvals submitted

Approval details

UL Recognized 

cUL Recognized 

EAC

cULus Recognized 

Accessories

Accessories

Bridge

Lightning arrester type 1 - FLT-PLUS CTRL-1.5 - 2800119

Accessories

Wiring bridge - MPB 18/1-57 - 2809238



Wiring bridge for modules with connecting pitch 17.5 mm, 1-phase, 57-pos.

Wiring bridge - MPB 18/1-12 - 2748593



Wiring bridge for modules with connecting pitch 17.5 mm, 1-phase, 12-pos.

Wiring bridge - MPB 18/1- 9 - 2748580



Wiring bridge for modules with connecting pitch 17.5 mm, 1-phase, 9-pos.

Wiring bridge - MPB 18/1- 8 - 2748577



Wiring bridge for modules with connecting pitch 17.5 mm, 1-phase, 8-pos.

Wiring bridge - MPB 18/1- 6 - 2748564



Wiring bridge for modules with connecting pitch 17.5 mm, 1-phase, 6-pos.

Lightning arrester type 1 - FLT-PLUS CTRL-1.5 - 2800119

Accessories

Wiring bridge - MPB 18/1- 4 - 2809225



Wiring bridge for modules with connecting pitch 17.5 mm, 1-phase, 4-pos.

- MPB 18/1- 3 - 2809212

Wiring bridge - MPB 18/1- 2 - 2809209



Wiring bridge for modules with connecting pitch 17.5 mm, 1-phase, 2-pos.

Device marking

Zack marker strip - ZBN 18:UNBEDRUCKT - 2809128



Zack marker strip, Strip, white, unlabeled, can be labeled with: Plotter, Mounting type: Snap into tall marker groove, for terminal block width: 18 mm, Lettering field: 18 x 5 mm

End block

End clamp - CLIPFIX 35 - 3022218



Quick mounting end clamp for NS 35/7,5 DIN rail or NS 35/15 DIN rail, with marking option, width: 9.5 mm, color: gray

Labeled device marker

Lightning arrester type 1 - FLT-PLUS CTRL-1.5 - 2800119

Accessories

Marker for terminal blocks - ZBN 18,LGS:ERDE - 2749589



Marker for terminal blocks, Strip, white, labeled, Horizontal: Grounding symbol, Mounting type: Snap into tall marker groove, for terminal block width: 18 mm, Lettering field: 18 x 5 mm

Marker for terminal blocks - ZBN 18,LGS:L1-N,ERDE - 2749576



Marker for terminal blocks, Strip, white, labeled, Horizontal: L1, L2, L3, N, GND, Mounting type: Snap into tall marker groove, for terminal block width: 18 mm, Lettering field: 18 x 5 mm

Marker pen

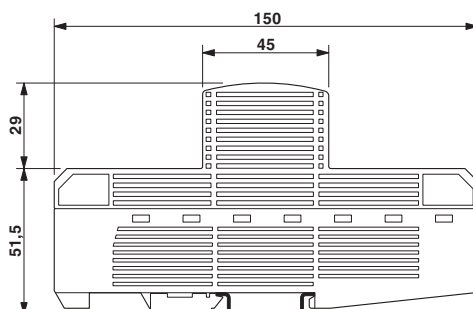
Marker pen - B-STIFT - 1051993



Marker pen, for manual labeling of unprinted Zack strips, smear-proof and waterproof, line thickness 0.5 mm

Drawings

Dimensioned drawing



Circuit diagram

