

# PT 4-PE/S-230AC-ST


Order No.: 2882462



<http://eshop.phoenixcontact.de/phoenix/treeViewClick.do?UID=2882462>


Type 3 arrester replacement plug (device protection) for 3-phase power supply networks with separate N and PE (5-conductor system: L1, L2, L3, N, PE).



Commercial data	
GTIN (EAN)	 4 046356 081061
Note	Made-to-order
sales group	J030
Pack	5 pcs.
Customs tariff	85369010
Catalog page information	Page 46 (TT-2009)

**Product notes**

WEEE/RoHS-compliant since:  
05/16/2006



<http://www.download.phoenixcontact.com>  
Please note that the data given here has been taken from the online catalog. For comprehensive information and data, please refer to the user documentation. The General Terms and Conditions of Use apply to Internet downloads.

Technical data	
<b>Standards</b>	
Housing material	PA 6.6
Inflammability class acc. to UL 94	V0
Color	black

Standards for air and creepage distances	DIN VDE 0110-1
	IEC 60664-1: 1992-10
Degree of protection	IP20
Design	DIN rail module, two-section, divisible
Mounting type	On base element
Number of positions	4
Ambient temperature (operation)	-40 °C ... 85 °C
Arrester can be tested with CHECKMASTER from software version:	From SW rev. 3.2
Direction of action	3L-N & N-PE
Width	35.40 mm
Height	52.00 mm
Length	45.00 mm
Pitch unit	2 Div.

#### Protective circuit

IEC category	III
	T3
EN type	T3
Nominal voltage $U_N$	230 V AC (L-N)
	400 V AC (L-L)
Arrester rated voltage $U_C$	335 V AC (255 V AC / N-PE)
Arrester rated voltage $U_C$ (L-N)	335 V AC
Arrester rated voltage $U_C$ (N-PE)	255 V AC
Nominal frequency $f_N$	50 Hz
	60 Hz
Nominal current $I_N$	26 A (30 °C)
Ground conductor current $I_{PE}$	$\leq 2.5 \mu\text{A}$
Nominal discharge surge current $I_n$ (8/20) $\mu\text{s}$ (L-N)	1.5 kA (per channel)
Nominal discharge surge current $I_n$ (8/20) $\mu\text{s}$ (L-PE)	1.5 kA (per channel)
Nominal discharge surge current $I_n$ (8/20) $\mu\text{s}$ (N-PE)	1.5 kA
Max. discharge surge current $I_{max}$ (8/20) $\mu\text{s}$ maximum (L-N)	4.5 kA (10 kA / N-PE)
Max. discharge surge current $I_{max}$ (8/20) $\mu\text{s}$ maximum (L-PE)	4.5 kA

Max. discharge surge current $I_{max}$ (8/20) $\mu$ s maximum (N-PE)	10 kA (N-PE)
Combined surge $U_{oc}$	4 kV
Protection level $U_p$ (L-N)	$\leq 1.2$ kV
Protection level $U_p$ (L-PE)	$\leq 1.5$ kV
Protection level $U_p$ (N-PE)	$\leq 1.5$ kV
Residual voltage at $I_n$ , (L-N)	$\leq 1.2$ kV
Response time $t_A$ (L-N)	$\leq 25$ ns
Response time $t_A$ (L-PE)	$\leq 100$ ns
Response time $t_A$ (N-PE)	$\leq 100$ ns
Max. required back-up fuse	25 A (gL) 25 A (MCB B/C)
Short-circuit resistance $I_p$ with max. backup fuse (effective)	1.5 kA
Message: Surge protection fault	Optical

#### Standards

Standard - Electrical safety	IEC 61643-1 2005
	EN 61643-11/A11 2007
	UL 1449 ed. 2

#### Certificates / Approvals



Certification

CB, GOST, KEMA, OEVE

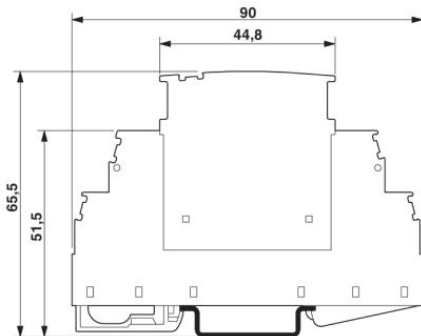
#### Accessories

Item	Designation	Description
0811228	X-PEN 0,35	Marker pen without ink cartridge, for manual labeling of markers, labeling extremely wipe-proof, line thickness 0.35 mm
0814717	ZBF 15:SO/CMS	Zack strip, flat, 10-section, divisible, special printing, marking according to customer requirements

0808671	ZBF 5,LGS:FORTL.ZAHLEN	Zack marker strip, flat, printed horizontally: 10-section, with the numbers 1 - 10, 11 - 20, and so on up to 491 - 500, color: white
0810821	ZBF 5,LGS:GERADE ZAHLEN	Zack marker strip, flat, printed horizontally: 10-section, with even numbers, printed with the numbers: 2-20, 22-40, etc. up to 82-100
0810863	ZBF 5,LGS:UNGERADE ZAHLEN	Zack strip, flat, printed horizontally: 10-section, with odd numbers, printed with the numbers: 1-19, 21-39 etc. up to 81-99
0808697	ZBF 5,QR:FORTL.ZAHLEN	Zack marker strip, flat, printed vertically: 10-section, with the numbers 1 - 10, 11 - 20, and so on up to 91 - 100, color: white
0808668	ZBF 5/WH-100:UNBEDRUCKT	Zack strip, flat, unprinted: 10-section, for individual labeling with M-PEN or ZBF-T, large batch, sufficient for labeling 1000 terminal blocks, color: white
0808642	ZBF 5:UNBEDRUCKT	Zack strip, flat, unprinted: 10-section, for individual labeling with M-PEN or ZBF-T, sufficient for 100 terminal blocks, color: white
0800763	ZBN 18:SO/CMS	Marker labels, 5-section, special printing, labeled according to customer requirements (Please specify the required marking with order), for terminal width: 17.5 mm, color: White
2809128	ZBN 18:UNBEDRUCKT	Unprinted marker labels, strips with 5 labels for individual labeling with M-PEN or CMS system, for terminal block width: 17.5 mm, color: White

#### Diagrams/Drawings

##### Dimensioned drawing



The figure shows the complete module consisting of a base element and connector

**Address**

PHOENIX CONTACT Inc., USA  
586 Fulling Mill Road  
Middletown, PA 17057, USA  
Phone (800) 888-7388  
Fax (717) 944-1625  
<http://www.phoenixcon.com>



© 2011 Phoenix Contact  
Technical modifications reserved;