


PRT-S-120/FM

Order No.: 2830618

The illustration shows version PRT S/A 230 FM

<http://eshop.phoenixcontact.de/phoenix/treeViewClick.do?UID=2830618>

Equipment protection plug PRT-S with temperature monitoring, visual fault warning and remote indicator contact. Nominal voltage: 120 V

Commercial data	
GTIN (EAN)	 4 017918 126681
Note	Made-to-order
sales group	J034
Pack	10 pcs.
Customs tariff	85363010
Catalog page information	Page 49 (TT-2009)

Product notes

WEEE/RoHS-compliant since:
06/12/2006



<http://www.download.phoenixcontact.com>
Please note that the data given here has been taken from the online catalog. For comprehensive information and data, please refer to the user documentation. The General Terms and Conditions of Use apply to Internet downloads.

Technical data

Standards	
Housing material	PA
Inflammability class acc. to UL 94	V0
Color	black
Standards for air and creepage distances	VDE 0110-1
	IEC 60664-1: 1992-10

Degree of protection	IP40
Design	Fitted box module
Mounting type	UP/channel installation
Number of positions	2
Ambient temperature (operation)	-25 °C ... 75 °C
Direction of action	1L-N & N-PE
Width	31.50 mm
Height	33.00 mm
Length	32.70 mm

Protective circuit

IEC category	III
	T3
EN type	T3
Nominal voltage U_N	120 V AC
Arrester rated voltage U_C (L-N)	150 V AC
Arrester rated voltage U_C (L-PE)	150 V AC
Nominal frequency f_N	50 Hz
	60 Hz
Nominal current I_N	16 A ($\leq 45^\circ\text{C}$)
	15 A (UL)
	10 A (CSA)
Operating effective current I_C at U_C	≤ 2.3 mA
Ground conductor current I_{PE}	≤ 1 μA
Nominal discharge surge current I_n (8/20) μs	1.5 kA
Nominal discharge surge current I_n (8/20) μs (L-N)	1.5 kA
Nominal discharge surge current I_n (8/20) μs (L-PE)	1.5 kA
Max. discharge surge current I_{max} (8/20) μs maximum (L-N)	4.5 kA
Max. discharge surge current I_{max} (8/20) μs maximum (L-PE)	4.5 kA
Combined surge U_{oc}	4 kV
Energy absorption symmetrical	40 J
Energy absorption, asymmetrical	20 J
Protection level U_p (L-N)	≤ 600 V
Protection level U_p (L-PE)	≤ 800 V

Protection level U_p (N-PE)	≤ 800 V
Residual voltage at In, (L-N)	≤ 610 V
Residual voltage at In, (L-PE)	≤ 330 V
Response time t_A (L-N)	≤ 25 ns
Response time t_A (L-PE)	≤ 100 ns
Response time t_A (N-PE)	≤ 100 ns
Max. required back-up fuse	16 A (gL/C)
Message: Surge protection fault	Optical, remote indicator contact

Remote indicator contact

Connection name	Remote fault indicator contact
Switching function	N/C contact
Connection method	PRT plug-in system
Conductor cross section stranded min.	0.14 mm ²
Conductor cross section stranded max.	1.5 mm ²
Conductor cross section solid min.	0.14 mm ²
Conductor cross section solid max.	1.5 mm ²
Conductor cross section AWG/kcmil min.	26
Conductor cross section AWG/kcmil max	16
Maximum operating voltage U_{max} AC	250 V AC
Max. operating current I_{max}	3 A (60°C)

Standards

Standard - Electrical safety	IEC 61643-1 2005
	EN 61643-11/A11 2007

Accessories

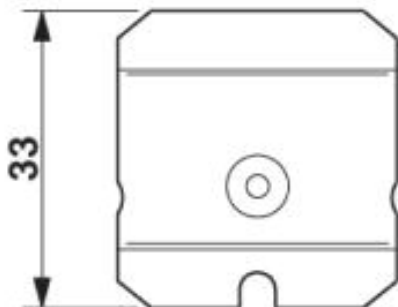
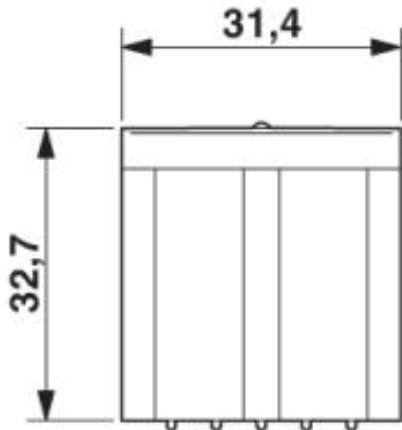
Item	Designation	Description
Assembly		
2830359	AR-J/ST550 WH	Cover frame, single: Range of switches, Jung ST 550, white.
2830362	ZP-J/TAE/ST550 WH	Central plate, 3x TAE: Range of switches, Jung ST 550, white.

Additional products

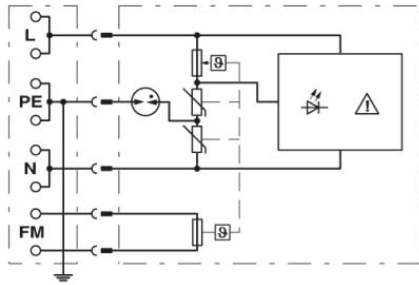
Item	Designation	Description
Assembly		
2830359	AR-J/ST550 WH	Cover frame, single: Range of switches, Jung ST 550, white.
2830362	ZP-J/TAE/ST550 WH	Central plate, 3x TAE: Range of switches, Jung ST 550, white.
General		
2749673	PRT-CD-AD1	Flush-type socket base for equipment protection plug PRT-S...

Diagrams/Drawings

Dimensioned drawing



Circuit diagram



1 = signaling
2 = optional

Address

PHOENIX CONTACT Inc., USA
586 Fulling Mill Road
Middletown, PA 17057, USA
Phone (800) 888-7388
Fax (717) 944-1625
<http://www.phoenixcon.com>



© 2011 Phoenix Contact
Technical modifications reserved;