



SERIES 1019 - SINGLE-POLE SNAP-ACTION SWITCHES

TO 6 (2) A 250 V AC






PRODUCT FEATURES

- Snap-action switches with and without housing
- Contact distance > 3 mm
- Normally open contact and normally closed contact version

ON REQUEST

- Gold-plated contacts
- Customized lever variants

| | |
|---|--|
| Mechanical life endurance | 20E4 |
| Contact resistance (new condition) | < 100 mOhm (1 A 12 V DC) |
| Insulation resistance (new condition) | > 100 MOhm (500 V DC) |
| Proof tracking | 250 PTI |
| Ambient temperature | -40 °C ... +85 °C |
| Flammability | UL 94 (socket, lever: V-0, actuator: V-2) |
| Glow wire test temperature | 850 °C |
| Material actuator housing terminals | PA glass fiber-reinforced / PA PA glass fiber-reinforced silver plated |
| Contact distance | > 3 mm |
| Approval marks |  /  housing variants /  |
| Suitable for appliances of protection class II under compliance with the installation conditions required on the equipment side | |

ROCKER SWITCHES

PUSHBUTTON SWITCHES

TOGGLE SWITCHES

SLIDE SWITCHES

ROTARY SWITCHES

FOOT SWITCHES

TACT AND KEY SWITCHES

SNAP-ACTION SWITCHES

MICRO-SIGNAL SWITCHES

SENSORS




















ECO

PUSH-IN DRIVE



SERIES 1019 - SINGLE-POLE SNAP-ACTION SWITCHES

TO 6 (2) A 250 V AC

|  | | 6 (2) A 250 V AC 1E4 | 5 A 125 - 250 V AC | Terminal type | Terminal description | Contact material | Operating force (N) | Operating position (OP) (mm) | Difference travel max. (mm) | Free position (FP) max. (mm) | Permissible total travel position (TP) (mm) | Actuator description | Miscellaneous | Stock version |
|---|---|----------------------|---|---------------|----------------------|------------------|---------------------|------------------------------|-----------------------------|------------------------------|---|----------------------|---------------|---------------|
| Normally closed contact (SPNC) | | | | | | | | | | | | | | |
| 1019.3101 | ○ | |  | 2.8 | Ag | 0.9 - 1.7 | 6.3 ±0.8 | 2.4 | 1 | 10.5 |  | | | |
| 1019.5501 | ○ | ○ |  | 2.8 | Ag | 0.9 - 1.7 | 6.3 ±0.8 | 2.4 | 1 | 10.5 |  | with housing | | |
| 1019.5601 | ○ | ○ |  | 2.8 | Ag | 1.5 - 3 | 2.4 ±0.6 | 1.2 | 4.7 | 0 |  | with housing | ○ | |
| Normally open contact (SPNO) | | | | | | | | | | | | | | |
| 1019.0101 | ○ | |  | 2.8 | Ag | 1.5 - 3 | 2.4 ±0.6 | 1.2 | 4.7 | 0.5 |  | | | |
| 1019.0201 | ○ | |  | | Ag | 1.5 - 3 | 2.4 ±0.6 | 1.2 | 4.7 | 0.5 |  | | | |
| 1019.0301 | ○ | |  | | Ag | 1.5 - 3 | 2.4 ±0.6 | 1.2 | 4.7 | 0.5 |  | | | |
| 1019.2101 | ○ | |  | 2.8 | Ag | 0.9 - 1.7 | 6.3 ±0.8 | 2.4 | 1 | 10.5 |  | | | ○ |
| 1019.5101 | ○ | ○ |  | 2.8 | Ag | 1.5 - 3 | 2.4 ±0.6 | 1.2 | 4.7 | 0 |  | with housing | ○ | |
| 1019.5401 | ○ | ○ |  | 2.8 | Ag | 0.9 - 1.7 | 6.3 ±0.8 | 2.4 | 1 | 10.5 |  | with housing | | |

Further information under

WWW.MARQUARDT-SWITCHES.COM

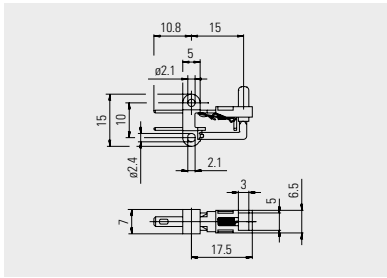


SERIES 1019 - SINGLE-POLE SNAP-ACTION SWITCHES

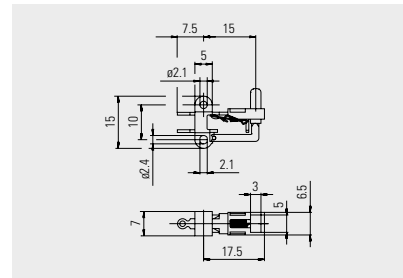
T0 6 (2) A 250 V AC



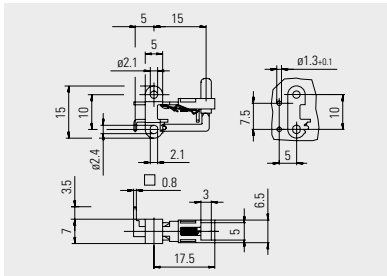
Open design with pushbutton



Quick-connect terminal 2.8 x 0.8



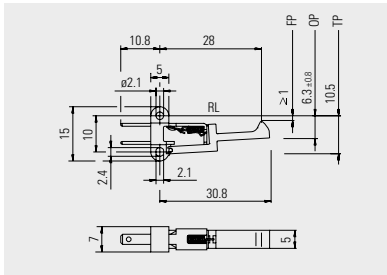
Solder terminal



PCB terminal
left angled



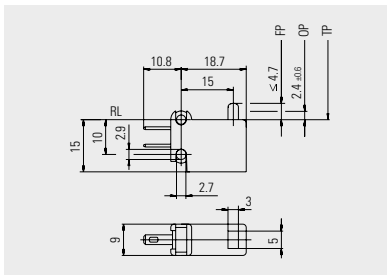
Open form with lever



Quick-connect terminal 2.8 x 0.8



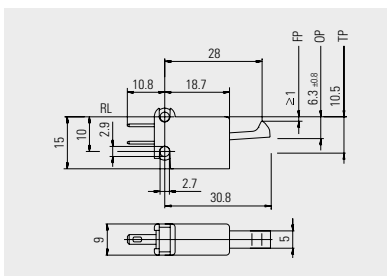
Closed design with pushbutton



Quick-connect terminal 2.8 x 0.8

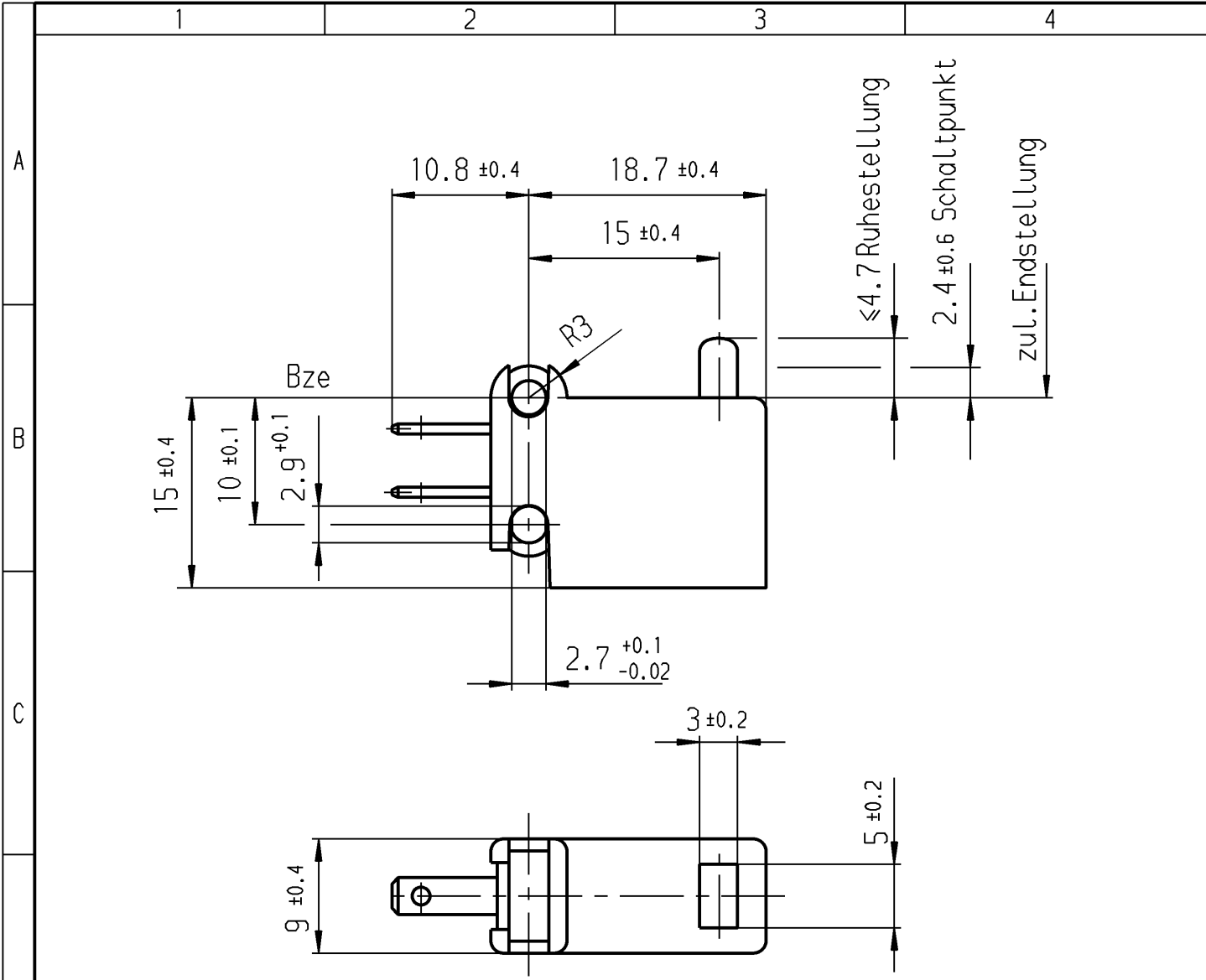


Closed design with lever

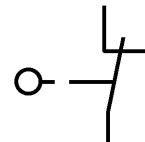


Quick-connect terminal 2.8 x 0.8

ROCKER SWITCHES
PUSHBUTTON SWITCHES
TOGGLE SWITCHES
SLIDE SWITCHES
ROTARY SWITCHES
FOOT SWITCHES
TACT AND KEY SWITCHES
SNAP-ACTION SWITCHES
MICRO-SIGNAL SWITCHES
SENSORS
ECO
PUSH N' DRIVE



Flachstecker DIN 46 244-A 2,8-0,8
(EN 61058 / EN 61210)



Aufschrift

öffner 1-polig



Schalt-Betätigungskraft

1.5 bis 3.0 N

1019

Differenzweg

≤ 1.2 mm

6(2)/250~T85



Sockel braun

5A 125-250V AC

R57

Diese Unterlage ist geistiges Eigentum der Marquardt GmbH. Schutzvermerk nach DIN 34 beachten. Copyright reserved.

| | | | | | | | | | | | | | | | |
|---|--|--|--|---|--|----------------------|--|----------------------|--|---------------------|--|-----------|--|---|--|
| Für Form und Lage FOR SHAPE AND LOC. | | Allgemeintoleranzen UNTELERANCED DIMENSIONS | | Pause COPY | | Blatt SHEET | | Typ | | Zeichn./DRAWING NO. | | Index | | | |
| Für Winkel FOR ANGLE ± 2° | | PROJECTION | | Abmasse und Nennmassbereiche Angaben in mm | | Original DIN A4 | | Maßstab SCALE 2:1 | | K | | 1019.5601 | | f | |
| | | ALL DIMENSIONS ARE IN MILLIMETRES | | Laengen LENGTH | | Radien RADII | | 0 10 20 30 mm | | | | | | | |
| | | | | 0-6 ± 0.1 ± 0.2 | | ± 0.3 | | | | | | | | | |
| | | | | >6-15 ± 0.15 ± 0.3 | | ± 0.5 | | | | | | | | | |
| | | | | >15-30 ± 0.2 ± 0.3 | | ± 10% | | | | | | | | | |
| | | | | >30-70 ± 0.3 ± 0.4 | | | | | | | | | | | |
| | | | | >70-120 ± 0.4 ± 0.8 | | | | | | | | | | | |
| | | | | >120-200 ± 0.8 | | | | | | | | | | | |
| c 23872 08.03.96 gue | | g | | CAD Medusa | | Z | | | | | | | | | |
| b 22658 08.02.94 gue | | f 29172 07.04.00 gue | | gez./DRAWN BY 08.03.96 gue | | | | | | | | | | | |
| a | | e 28044 08.07.99 pfu | | gepr./CHECKED BY | | | | | | | | | | | |
| | | d 24206 16.07.96 gue | | Ersatz für/REPLACEMENT OF | | | | | | | | | | | |
| Ausg. ISSUE | | Änderung REVISION | | gez. DRAWN BY | | Z.gl.Nr.vom 21.11.83 | | | | | | | | | |
| | | | | Ausg. ISSUE | | Änderung REVISION | | gez. DRAWN BY | | | | | | | |

MARQUARDT
Marquardt GmbH, D-78604 Rietheim-Weilheim