


Accessories PCB Relay Card Relay E

- Socket with PCB- or screw terminals
- No reduction of protection class or creepage / clearance with plastic retainer
- Easy replacement of relays
- Socket can be used as connector for diagnosis function
- Sockets and accessories: RoHS compliant (Directive 2002/95/EC)
 LED- and protection modules: not RoHS compliant



F0227-A

RP 78 623 pinning 2.5 mm

Socket with screw-type terminals for DIN-rail mounting

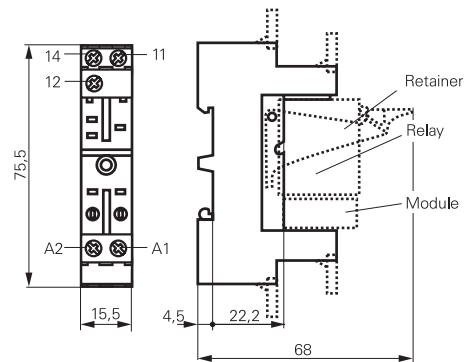
Approvals



Technical data	RP 78 623
Rated current	12 A
Rated voltage / max.switching voltage AC	240/400 VAC
Dielectric strength coil-contact circuit	4000 V _{rms}
Clearance / creepage coil-contact circuit	≥ 4/4 mm
Material group of insulation parts	≥ IIIa
Insulation to IEC 60664-1	
Type of insulation coil-contact circuit	basic
open contact circuit	functional
Rated insulation voltage	250 V
Pollution degree	2
Rated voltage system	230/400 V
Overvoltage category	III
RoHS - Directive 2002/95/EC	
Sockets, retainers and marking tags:	compliant
Degree of protection DIN 40050	IP20
Ambient temperature range	-25...+85°C
Terminals	screw
Terminal screw torque acc. IEC 61984	0.5 Nm
max.	0.7 Nm
Wire cross section	
single wire	2 x 2.5 mm ²
fine wire	2 x 2.5 mm ²
with bootlace crimp (DIN 46228/1)	2 x 1.5 mm ²
Insertion cycles	A (10)
Max. Insertion Force total	100 N
Mounting distance	0, dense packing
Weight	31 g
Packaging unit	10 pcs



F0118-A



S0321BF

Socket with screw-type terminals for DIN-rail mounting

Type	Part Number
RP 78 623 Socket with screw-type terminals for DIN-rail mounting, pinning 2.5 mm	8-1393234-6

Accessories for RP 78 623

Type	Part Number
RP 16 104 Plastic retaining clip	1-1393161-8
RY 16 040 Marking tag	6-1393161-8

LED- and Protection Modules for RP 78 623

Easy insertion of module into the socket
 Wiring in parallel to the coil

Type		Part Number
RPM TO 0A0	Protection diode 1N4007 ¹⁾	1-1393161-1
RPM U0 548	RC-network 24...48 VAC	1-1393161-3
RPM U0 730	RC-network 110...230 VAC	1-1393161-4

LED

RPM LO 024	red LED 12...24 VDC w.prot.diode ¹⁾	0-1393161-4
RPM GO 024	green LED 12...24 VDC w.prot.diode ¹⁾	0-1393161-3
RPM LO 524	red LED 12...48 VDC / VAC	0-1393161-7
RPM GO 524	green LED 12...48 VDC / VAC	2-1419152-4
RPM LO 110	red LED 60...110 VDC w.prot.diode ¹⁾	0-1393161-6
RPM GO 110	green LED 60...110 VDC w.prot.diode ¹⁾	2-1419152-3
RPM LO 730	red LED 110...230 VAC	0-1393161-8
RPM GO 730	green LED 110...230 VAC	2-1419152-5

¹⁾ Standard polarity: A1:+, A2:-



F0123-A

Socket with PCB terminals

RP 78 600 pinning 2.5 mm

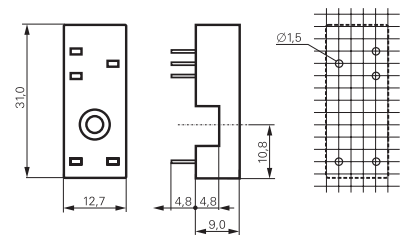
Approvals

UL us E135149

Technical data	RP 78 600
Rated current	12 A
Rated voltage / max.switching voltage AC	240/400 VAC
Dielectric strength coil-contact circuit	4000 V _{rms}
Clearance / creepage coil-contact circuit	≥ 4/4 mm
Material group of insulation parts	≥ IIIa
Insulation to IEC 60664-1	
Type of insulation coil-contact circuit	basic
open contact circuit	functional
Rated insulation voltage	250 V
Pollution degree	2
Rated voltage system	230/400 V
Overvoltage category	III
RoHS - Directive 2002/95/EC	compliant
Degree of protection DIN 40050	IP20
Ambient temperature range	-40...+80°C
Terminals	pcb
Insertion cycles	A (10)
Max. Insertion Force total	100 N
Mounting distance	0, dense packing
Resistance to soldering heat	270°C / 10 s
Weight	3 g
Packaging unit	100 pcs



F0137-A



S0322-AE

Socket with PCB terminals

Type		Part Number
RP 78 600	Socket with PCB terminals, pinning 2.5 mm	8-1393234-3

Accessories for RP 78 600

RP 16 100	Plastic retaining clip	1-1393161-7
RP 28 500	Metal retaining clip	1-1393161-9