

Contact insert - HC-A10-I-UT-M - 1585294

Please be informed that the data shown in this PDF Document is generated from our Online Catalog. Please find the complete data in the user's documentation. Our General Terms of Use for Downloads are valid (<http://phoenixcontact.com/download>)



HEAVYCON male insert, A10 series, 10-pos., screw connection

Why buy this product

- can be coded with plastic coding profile (order number 1410916)
- for a test pin 2 mm in diameter



Key Commercial Data

Packing unit	1 STK
GTIN	
GTIN	4046356285025

Technical data

General

Note	for housing HC-D15
Connection method	Screw connection
Tightening torque	0.5 Nm
Screwdriver blade	0.5 x 3.5 mm
Degree of pollution	3
Overvoltage category	III
Number of positions	10+PE
Insertion/withdrawal cycles	≥ 500
Size	D15
Connection in acc. with standard	IEC / EN
Conductor cross section	0.5 mm ² ... 2.5 mm ² (Applies to stranded conductors with ferrules)
Connection cross section AWG	20 ... 14
Stripping length of the individual wire	7 mm
Assembly instructions	Connectors may be operated only when there is no load/voltage.

Contact insert - HC-A10-I-UT-M - 1585294

Technical data

Ambient conditions

Ambient temperature (operation)	-40 °C ... 125 °C (including heating up of contacts)
---------------------------------	--

Material data

Flammability rating according to UL 94	V0
Contact material	Copper alloy
Contact surface material	Ag
Contact carrier material	PC

Electrical characteristics

Rated voltage (III/3)	250 V
Rated surge voltage	4 kV
	4 kV
Rated current	20 A

Standards and Regulations

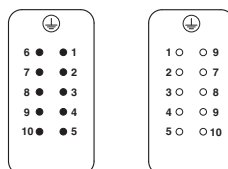
Connection in acc. with standard	IEC / EN
Flammability rating according to UL 94	V0

Drawings

Diagram

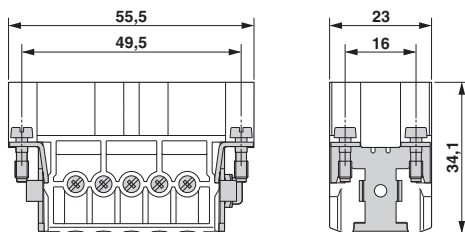
Schematic diagram

Derating diagram



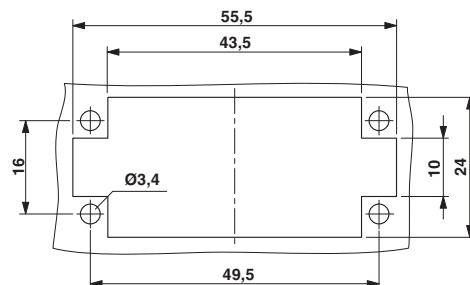
Pin assignment, connection side, pin left, socket right

Dimensional drawing



Male insert

Dimensional drawing



Panel cutout

Contact insert - HC-A10-I-UT-M - 1585294

Approvals


Approvals

Approvals


EAC / GL / UL Recognized / CSA


Ex Approvals

Approval details

EAC			7500651.22.01.00246
-----	---	--	---------------------

GL		http://www.gl-group.com/newbuilding/approvals/index.html	6196614 HH
----	--	---	------------

UL Recognized		http://database.ul.com/cgi-bin/XYV/template/LISEXT/1FRAME/index.htm	E118976
mm ² /AWG/kcmil		14	
Nominal current I _N		19 A	
Nominal voltage U _N		600 V	

CSA		http://www.csagroup.org/services/testing-and-certification/certified-product-listing/	13631
mm ² /AWG/kcmil		14	
Nominal current I _N		15 A	
Nominal voltage U _N		600 V	

Phoenix Contact 2017 © - all rights reserved
<http://www.phoenixcontact.com>

PHOENIX CONTACT GmbH & Co. KG
Flachmarktstr. 8
32825 Blomberg
Germany
Tel. +49 5235 300
Fax +49 5235 3 41200
<http://www.phoenixcontact.com>