

Contact insert module - HC-M-02-CT-M-HV-16 - 1417408


Please be informed that the data shown in this PDF Document is generated from our Online Catalog. Please find the complete data in the user's documentation. Our General Terms of Use for Downloads are valid (<http://phoenixcontact.com/download>)



HEAVYCON contact insert module, male, 2-pos. to 5000 V, crimp connection



Key Commercial Data

Packing unit	1 STK
GTIN	 4 055626 112732
GTIN	4055626112732

Technical data

Dimensions

Height	33.9 mm
Width	34.1 mm
Length	29.3 mm

Electrical characteristics

Note	For HEAVYCON housing type B6 to B48, HC-M-B...MF... hinged module carrier frame required, CK2,5-ED... imp contacts, crimp contacts not supplied as standard.
Rated voltage (III/3)	2900 V (Conductor-PE) 5000 V (Conductor-Conductor)
Rated current	16 A
Rated surge voltage	15 kV
Connection profile	2

Ambient conditions

Ambient temperature (operation)	-40 °C ... 125 °C
---------------------------------	-------------------

Mechanical characteristics

Conductor cross section	0.5 mm ² ... 4 mm ²
Connection cross section AWG	20 ... 12

Contact insert module - HC-M-02-CT-M-HV-16 - 1417408

Technical data

Mechanical characteristics

Stripping length of the individual wire	9.5 mm
Wire diameter	2.5 mm
Wire diameter including insulation	8 mm
Insertion/withdrawal cycles	≥ 500
Minimum housing height	72 mm

General

Series	HC-M-HV
Number of module slots	2
Connection method	Crimp connection
Flammability rating according to UL 94	V0
Degree of pollution	3
Overvoltage category	III
Assembly instructions	Use HC housing h ≥ 72 mm. Plug-in connections may only be operated only when there is no load/voltage.
Connection	<p>Assembly procedure:</p> <ul style="list-style-type: none"> - Strip wire 9.5 mm, - connect the stripped part of the wire through the locking sleeve (for wire diameter > 3.2 mm), - crimp wire (with protracted locking sleeve) with CK2.5...ED crimp contact, - lock the locking sleeve with the crimp contact together with the module's insulating body.

Material data

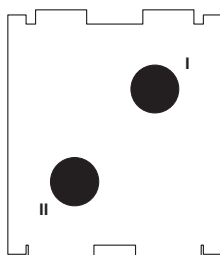
Contact material	Copper alloy
Contact surface material	Ag (alternatively Au)
Contact carrier material	PC / PTFE

Standards and Regulations

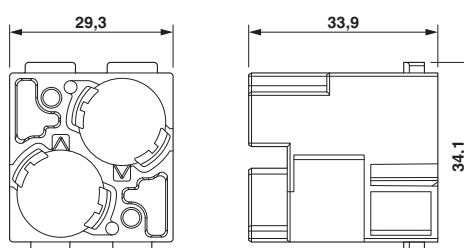
Flammability rating according to UL 94	V0
--	----

Drawings

Schematic diagram

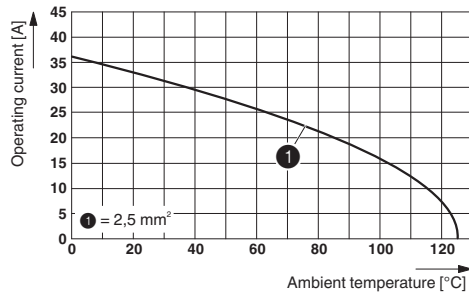


Dimensional drawing



Contact insert module - HC-M-02-CT-M-HV-16 - 1417408

Diagram



Approvals

Approvals

Approvals

EAC / CSA / UL Recognized

Ex Approvals

Approval details

EAC		http://www.eurasiancert.com/	7500651.22.01.00246
-----	--	---	---------------------

CSA		http://www.csagroup.org/services/testing-and-certification/certified-product-listing/	13631
mm²/AWG/kcmil		12	
Nominal current I _N		24 A	
Nominal voltage U _N		600 V	

UL Recognized		http://database.ul.com/cgi-bin/XYV/template/LISEXT/1FRAME/index.htm	E118976
mm²/AWG/kcmil		12	
Nominal current I _N		28 A	
Nominal voltage U _N		600 V	

Phoenix Contact 2017 © - all rights reserved
<http://www.phoenixcontact.com>

PHOENIX CONTACT GmbH & Co. KG
Flachmarktstr. 8
32825 Blomberg
Germany
Tel. +49 5235 300
Fax +49 5235 3 41200
<http://www.phoenixcontact.com>