

Printed-circuit board connector - IFMC 1,5/10-ST-3,5-RF - 1844293

Please be informed that the data shown in this PDF Document is generated from our Online Catalog. Please find the complete data in the user's documentation. Our General Terms of Use for Downloads are valid (<http://phoenixcontact.com/download>)

Plug component, Nominal current: 8 A, Rated voltage (III/2): 160 V, Number of positions: 10, Pitch: 3.5 mm, Connection method: Push-in spring connection, Color: green, Contact surface: Tin



The figure shows a 10-position version of the product

Why buy this product

- ✓ Time saving push-in connection, tools not required
- ✓ Defined contact force ensures that contact remains stable over the long term
- ✓ Intuitive use through colour coded actuation lever
- ✓ Inverted connector with pin contacts for touch-proof device outputs or free-hanging cable/cable connections
- ✓ Intuitive locking mechanism prevents accidental disconnection



Key Commercial Data

Packing unit	1 STK
Weight per Piece (excluding packing)	6.800 g
Custom tariff number	85366990
Country of origin	Germany

Technical data

Dimensions

Length	24.6 mm
Height	7.8 mm
Pitch	3.50 mm
Dimension a	31.5 mm

General

Range of articles	IFMC 1,5/..-ST-RF
Type of contact	Male connector

Printed-circuit board connector - IFMC 1,5/10-ST-3,5-RF - 1844293

Technical data

General

Number of positions	10
Connection method	Push-in spring connection
Insulating material group	I
Rated surge voltage (III/3)	2.5 kV
Rated surge voltage (III/2)	2.5 kV
Rated surge voltage (II/2)	2.5 kV
Rated voltage (III/3)	160 V
Rated voltage (III/2)	160 V
Rated voltage (II/2)	320 V
Connection in acc. with standard	EN-VDE
Nominal current I_N	8 A
Nominal cross section	1.5 mm ²
Maximum load current	8 A
Insulating material	PA
Flammability rating according to UL 94	V0
Internal cylindrical gage	A1
Stripping length	10 mm

Connection data

Conductor cross section solid min.	0.14 mm ²
Conductor cross section solid max.	1.5 mm ²
Conductor cross section flexible min.	0.14 mm ²
Conductor cross section flexible max.	1.5 mm ²
Conductor cross section flexible, with ferrule without plastic sleeve min.	0.25 mm ²
Conductor cross section flexible, with ferrule without plastic sleeve max.	1.5 mm ²
Conductor cross section flexible, with ferrule with plastic sleeve min.	0.14 mm ²
Conductor cross section flexible, with ferrule with plastic sleeve max.	0.75 mm ²
Conductor cross section AWG min.	24
Conductor cross section AWG max.	16

Standards and Regulations

Connection in acc. with standard	EN-VDE
Flammability rating according to UL 94	V0

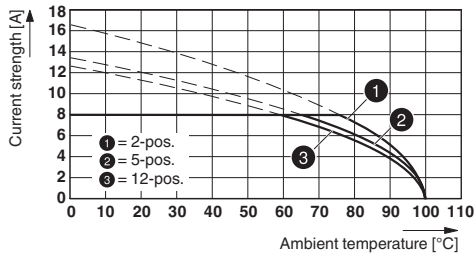
Environmental Product Compliance

China RoHS	Environmentally friendly use period: unlimited = EFUP-e
	No hazardous substances above threshold values

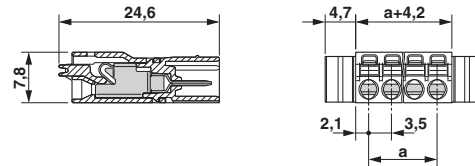
Drawings

Printed-circuit board connector - IFMC 1,5/10-ST-3,5-RF - 1844293

Diagram



Dimensional drawing



Type: IFMC 1,5/...-ST-3,5-RF with IMC 1,5/...-G-3,5 RN P20 THR

Approvals

Approvals


Approvals

cULus Recognized / VDE Gutachten mit Fertigungsüberwachung / IECCEB Scheme / EAC

Ex Approvals


Approval details

cULus Recognized http://database.ul.com/cgi-bin/XYV/template/LISEXT/1FRAME/index.htm E60425-19920306		
	B	C
mm ² /AWG/kcmil	24-16	24-16
Nominal current I _N	8 A	8 A
Nominal voltage U _N	150 V	50 V

VDE Gutachten mit Fertigungsüberwachung  http://www.vde.com/en/Institute/OnlineService/VDE-approved-products/Pages/Online-Search.aspx 40011723	
mm ² /AWG/kcmil	0.2-1.5
Nominal current I _N	8 A
Nominal voltage U _N	160 V

Printed-circuit board connector - IFMC 1,5/10-ST-3,5-RF - 1844293

Approvals

IECEE CB Scheme  http://www.iecee.org/ DE1-56063-B1B2	
mm ² /AWG/kcmil	0.2-1.5
Nominal current I _N	8 A
Nominal voltage U _N	160 V

EAC B.01742
