

# Printed-circuit board connector - MCDN 1,5/14-G1-3,81 P26THR - 1749641

Please be informed that the data shown in this PDF Document is generated from our Online Catalog. Please find the complete data in the user's documentation. Our General Terms of Use for Downloads are valid (<http://phoenixcontact.com/download>)

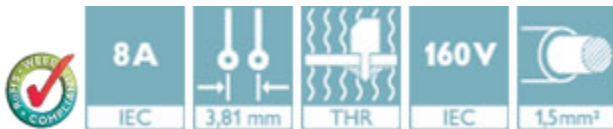


Header, Nominal current: 8 A, Rated voltage (III/2): 160 V, Number of positions: 14, Pitch: 3.81 mm, Color: black, Contact surface: Tin, Mounting: THR soldering, The pin length is 2.6 mm. User information and design recommendations on Through Hole Reflow Technology can be found at: "Downloads"

The figure shows a 10-pos. version with 20 contacts

## Product Features

- Versions with engagement noses for locking plugs with self-locking flanges
- Plug-in direction parallel to the PCB
- Low-profile THR double-level pin strips with compact pitches of 3.5 mm and 3.81 mm
- Without offset levels, for flush installation on the front of devices
- Use in SMT reflow processes



## Key Commercial Data

Packing unit	1 pc
Minimum order quantity	50 pc
Weight per Piece (excluding packing)	20.0 g
Custom tariff number	85366990
Country of origin	Bulgaria

## Technical data

### Dimensions

Length	13.3 mm
Pitch	3.81 mm
Dimension a	49.53 mm
Constructional height	15.2 mm
Length of the solder pin	2.6 mm
Pin dimensions	0,8 x 0,8 mm

# Printed-circuit board connector - MCDN 1,5/14-G1-3,81 P26THR - 1749641

## Technical data

### Dimensions

Pin spacing	3.50 mm
Hole diameter	1.4 mm

### General

Range of articles	MCDN 1,5/...-G1-THR
Insulating material group	IIIa
Rated surge voltage (III/3)	2.5 kV
Rated surge voltage (III/2)	2.5 kV
Rated surge voltage (II/2)	2.5 kV
Rated voltage (III/3)	160 V
Rated voltage (III/2)	160 V
Rated voltage (II/2)	250 V
Connection in acc. with standard	EN-VDE
Nominal current I <sub>N</sub>	8 A
Maximum load current	8 A (per position)
Insulating material	LCP
Flammability rating according to UL 94	V0
Color	black
Number of positions	14

### Standards and Regulations

Connection in acc. with standard	EN-VDE
	CUL
Flammability rating according to UL 94	V0

## Classifications

### eCl@ss

eCl@ss 4.0	272607xx
eCl@ss 4.1	27260701
eCl@ss 5.0	27260701
eCl@ss 5.1	27260701
eCl@ss 6.0	27260704
eCl@ss 7.0	27440402
eCl@ss 8.0	27440402
eCl@ss 9.0	27440402

# Printed-circuit board connector - MCDN 1,5/14-G1-3,81 P26THR - 1749641

## Classifications

### ETIM

ETIM 3.0	EC001121
ETIM 4.0	EC002637
ETIM 5.0	EC002637

### UNSPSC

UNSPSC 6.01	30211810
UNSPSC 7.0901	39121409
UNSPSC 11	39121409
UNSPSC 12.01	39121409
UNSPSC 13.2	39121409

## Approvals

### Approvals

---

#### Approvals

VDE Gutachten mit Fertigungsüberwachung / EAC / cULus Recognized / IECEE CB Scheme / EAC

---


#### Ex Approvals

---

#### Approvals submitted

---

### Approval details


VDE Gutachten mit Fertigungsüberwachung 	
Nominal current I <sub>N</sub>	8 A
Nominal voltage U <sub>N</sub>	160 V

EAC
-----

# Printed-circuit board connector - MCDN 1,5/14-G1-3,81 P26THR - 1749641

## Approvals

cULus Recognized		
	B	D
Nominal current I <sub>N</sub>	8 A	8 A
Nominal voltage U <sub>N</sub>	150 V	150 V

IECEE CB Scheme 	
Nominal current I <sub>N</sub>	8 A
Nominal voltage U <sub>N</sub>	160 V

EAC
-----

## Accessories

### Accessories

#### Coding element

Coding profile - CP-MSTB - 1734634



Coding profile, is inserted into the slot on the plug or inverted header, red insulating material

### Labeled terminal marker

Marker card - SK 3,81/2,8:FORTL.ZAHLEN - 0804109



Marker card, Card, white, labeled, Horizontal: Consecutive numbers 1 - 10, 11 - 20, etc. up to 91 - (99)100, Mounting type: Adhesive, for terminal block width: 3.81 mm, Lettering field: 3.81 x 2.8 mm

## Additional products

# Printed-circuit board connector - MCDN 1,5/14-G1-3,81 P26THR - 1749641

## Accessories

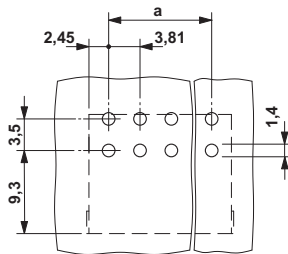
Printed-circuit board connector - FMC 1,5/14-ST-3,81 - 1748095

Plug component, Nominal current: 8 A, Rated voltage (III/2): 160 V, Number of positions: 14, Pitch: 3.81 mm, Connection method: Push-in spring connection, Color: green, Contact surface: Tin

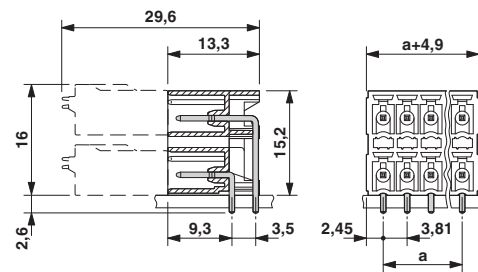


## Drawings

Drilling diagram



Dimensional drawing



\*)  $\leq$  8-pos. = 1.3 /  $>$  8-pos. = 1.4

# Mouser Electronics

Authorized Distributor

Click to View Pricing, Inventory, Delivery & Lifecycle Information:

[Phoenix Contact:](#)

[1749641](#)