

Bus system flush-type socket - SACCBP-FS-5CON-PG9/0,5-920SCO - 1437520

Please be informed that the data shown in this PDF Document is generated from our Online Catalog. Please find the complete data in the user's documentation. Our General Terms of Use for Downloads are valid (<http://phoenixcontact.com/download>)



Bus system flush-type socket, DeviceNet/CANopen, 5-pos., M12, shielded, A-coded, Speedcon, rear/screw mounting with Pg9 thread, with 0.5 m bus cable, 2 x 0.2 mm²; 2 x 0.32 mm²



DeviceNet

CANopen



Key commercial data

Packing unit	1 pc
GTIN	 4 046356 457651
Weight per Piece (excluding packing)	52.7 g
Custom tariff number	85444290
Country of origin	Germany

Technical data

Dimensions

Length of cable	0.5 m
-----------------	-------

Ambient conditions

Ambient temperature (operation)	-25 °C ... 85 °C (Plug / socket)
Degree of protection	IP67

General

Note	The electrical and mechanical data specified assume that the connector pair is correctly locked and mounted. If the connector is unlocked and if there is a danger of contamination, the connector must be sealed using a protective cap > IP54. Influences arising from litz wires, cables or PCB assembly must also be taken into consideration.
Rated current at 40°C	2 A
Rated voltage	60 V
Number of positions	5
Contact resistance	≤ 3 mΩ
Insulation resistance	≥ 100 MΩ

Bus system flush-type socket - SACCBP-FS-5CON-PG9/0,5-920SCO - 1437520

Technical data

General

Coding	A - standard
Standards/regulations	M12 connector IEC 61076-2-101
Signal type/category	DeviceNet™
Surge voltage category	II
Pollution degree	3
Insertion/withdrawal cycles	> 100
Torque	2 Nm ... 3 Nm (Installation-side)

Material

Inflammability class according to UL 94	V0
Contact material	CuZn
Contact surface material	Ni/Au
Contact carrier material	PA 66
Material, knurts	Zinc die-cast, nickel-plated
Sealing material	FKM

Cable

Cable type	CAN Bus/DeviceNet
Cable type (abbreviation)	920
UL AWM style	21198 (80°C/300 V)
Conductor cross section	2x 0.25 mm ² (signal line)
	2x 0.34 mm ² (Power supply)
	1x 0.34 mm ² (Drain wire)
AWG signal line	24
AWG power supply	22
Conductor structure signal line	19x 0.13 mm
Conductor structure, voltage supply	19x 0.15 mm
Core diameter including insulation	1.95 mm ±0.05 mm (signal line)
	1.4 mm ±0.05 mm (Power supply)
Wire colors	Red-black, blue-white
Twisted pairs	2 cores to the pair
Type of pair shielding	Aluminum-lined polyester foil
Overall twist	2 pairs around a drain wire in the center to the core
Shielding	Tinned copper braided shield
Optical shield covering	80 %
External sheath, color	Violet, RAL 4001
External cable diameter D	6.7 mm ±0.3 mm
Number of bending cycles	5000000
Bending radius	70 mm
Traversing path	4.5 m

Bus system flush-type socket - SACCBP-FS-5CON-PG9/0,5-920SCO - 1437520

Technical data

Cable

Traversing rate	3 m/s
Acceleration	3 m/s ²
Outer sheath, material	PUR
Material conductor insulation	Foamed PE (signal line)
	PE (Power supply)
Conductor material	Tin-plated Cu litz wires
Insulation resistance	≥ 5 GΩ*km (signal line)
	≥ 5 GΩ*km (Power supply)
Loop resistance	≤ 181.8 Ω (signal line)
	≤ 114.8 Ω (Power supply)
Working capacitance	nom. 40 nF (signal line)
Wave impedance	120 Ω ±12 Ω (f = 1 MHz)
Shield attenuation	≤ 0.229 dB/km (with 1 MHz)
	≤ 0.164 dB (At 500 kHz)
	≤ 0.095 dB (At 125 kHz)
Nominal voltage, cable	≤ 300 V (Peak value, not for high-power applications)
Test voltage Core/Core	2000 V (50 Hz, 1 min.)
Test voltage Core/Shield	2000 V (50 Hz, 1 min.)
Flame resistance	UL 1581, Sec. 1060 (FT-1)
	IEC 60332-1
Ambient temperature (operation)	-40 °C ... 80 °C (cable, fixed installation)
	-20 °C ... 70 °C (cable, flexible installation)

Classifications

eCl@ss

eCl@ss 4.0	27250313
eCl@ss 4.1	27250313
eCl@ss 5.0	27143423
eCl@ss 5.1	27143423
eCl@ss 6.0	27143423
eCl@ss 7.0	27449001
eCl@ss 8.0	27440103

ETIM

ETIM 3.0	EC002061
ETIM 4.0	EC000830
ETIM 5.0	EC002061

Bus system flush-type socket - SACCBP-FS-5CON-PG9/0,5-920SCO - 1437520

Classifications

UNSPSC

UNSPSC 6.01	31251501
UNSPSC 7.0901	31251501
UNSPSC 11	31251501
UNSPSC 12.01	31251501
UNSPSC 13.2	39121413

Approvals

Approvals


Approvals

UL Recognized / EAC

Ex Approvals

Approvals submitted

Approval details

UL Recognized 	
mm ² /AWG/kcmil	26-20
Nominal current I _N	4 A
Nominal voltage U _N	60 V

EAC

Accessories

Accessories

Plug for cable screw gland

Bus system flush-type socket - SACCBP-FS-5CON-PG9/0,5-920SCO - 1437520

Accessories

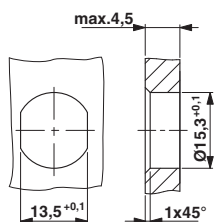
Screw plug - SACC-M16-SEALING PLUG SET - 1453368



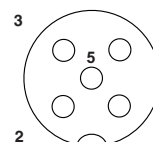
M16 screw plug for unused M12 housing cutouts

Drawings

Dimensioned drawing



Schematic diagram



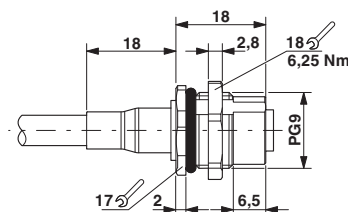
Pin assignment M12 socket, 5-pos., A-coded, socket side view

Housing cutout for Pg9 fastening thread, mounting panel with feed-through hole (alternatively with surface as protection against rotation)

Cable cross section



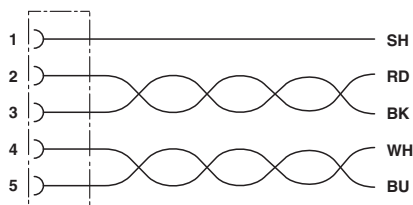
Dimensioned drawing



CAN Bus/DeviceNet [920]

M12 panel feed-through

Circuit diagram



Contact assignment of the M12 socket

