

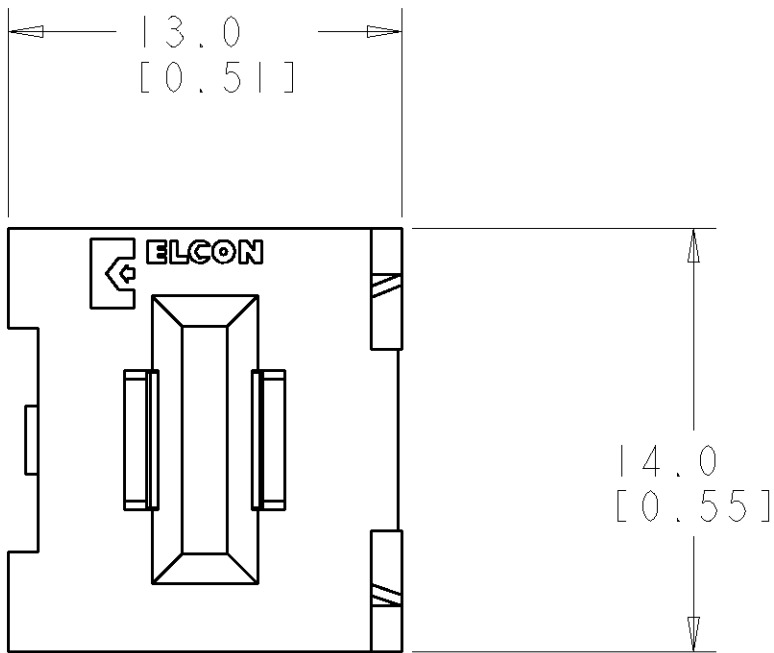
LOC	DIST	REVISIONS					
		P	LTR	DESCRIPTION	DATE	DWN	APVD
GP	00		A	RELEASED	05JAN07	RG	SF

D

D

C

C



1. PART NUMBER CHANGES AND OR DESIGN CHANGES AFFECTING ITEM INTERCHANGEABILITY REQUIRE PRIOR TYCO APPROVAL AND AUTHORIZATION BY REVISION TO THIS DRAWING.
2. MATERIAL:

INSULATORS - THERMOPLASTIC, GLASS REINFORCED, COLOR: BLACK  
UL94V-0 FLAMMABILITY RATED.  
POWER CONTACTS - PHOSPHOR BRONZE ALLOY,  
COPPER ALLOY  
CROWN BAND-BERYLLIUM COPPER ALLOY
3. FINISH:

CONTACTS - GOLD PLATE .000030" MIN. THK., OVER NICKEL  
.000050" MIN. THK  
COMPLIANT TAILS, TIN, MATTE FINISH, .000040" MIN. THK. OVER NICKEL  
.000050" MIN THK.
4. ITEMS PROVIDED TO THIS SPECIFICATION TO BE PERMANENTLY IDENTIFIED ON THE CONTAINER PER THE FOLLOWING IDENTIFIER LABEL

YEAR

WEEK

TYCO PART NO.

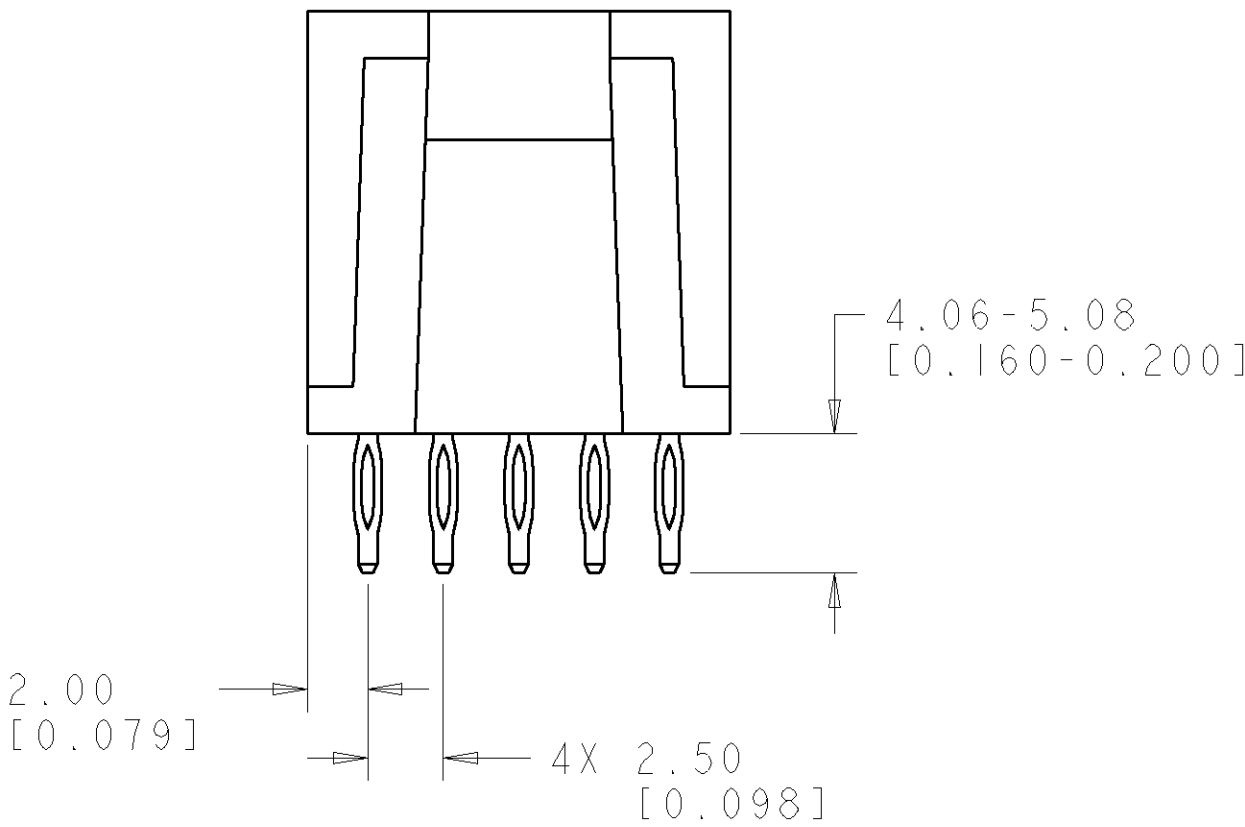
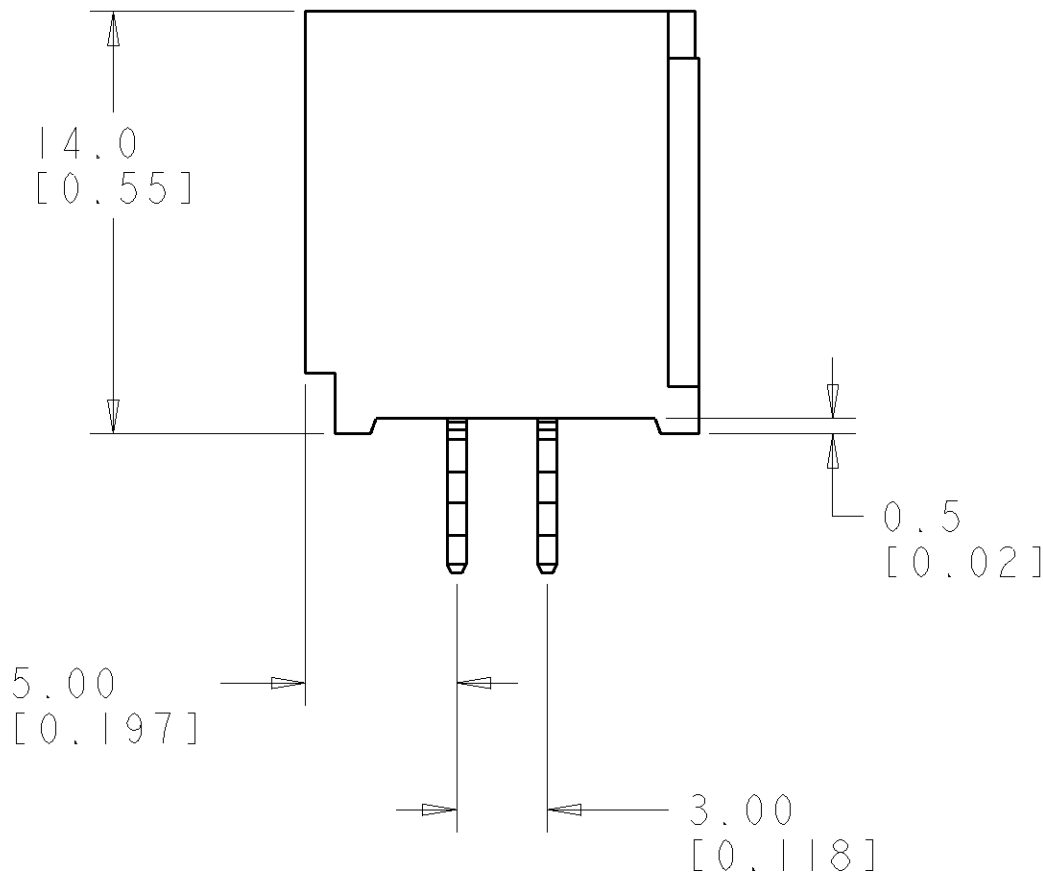
DATE CODE (e.g. 0106)

XXXXXXXX-X

XXXX

B

B



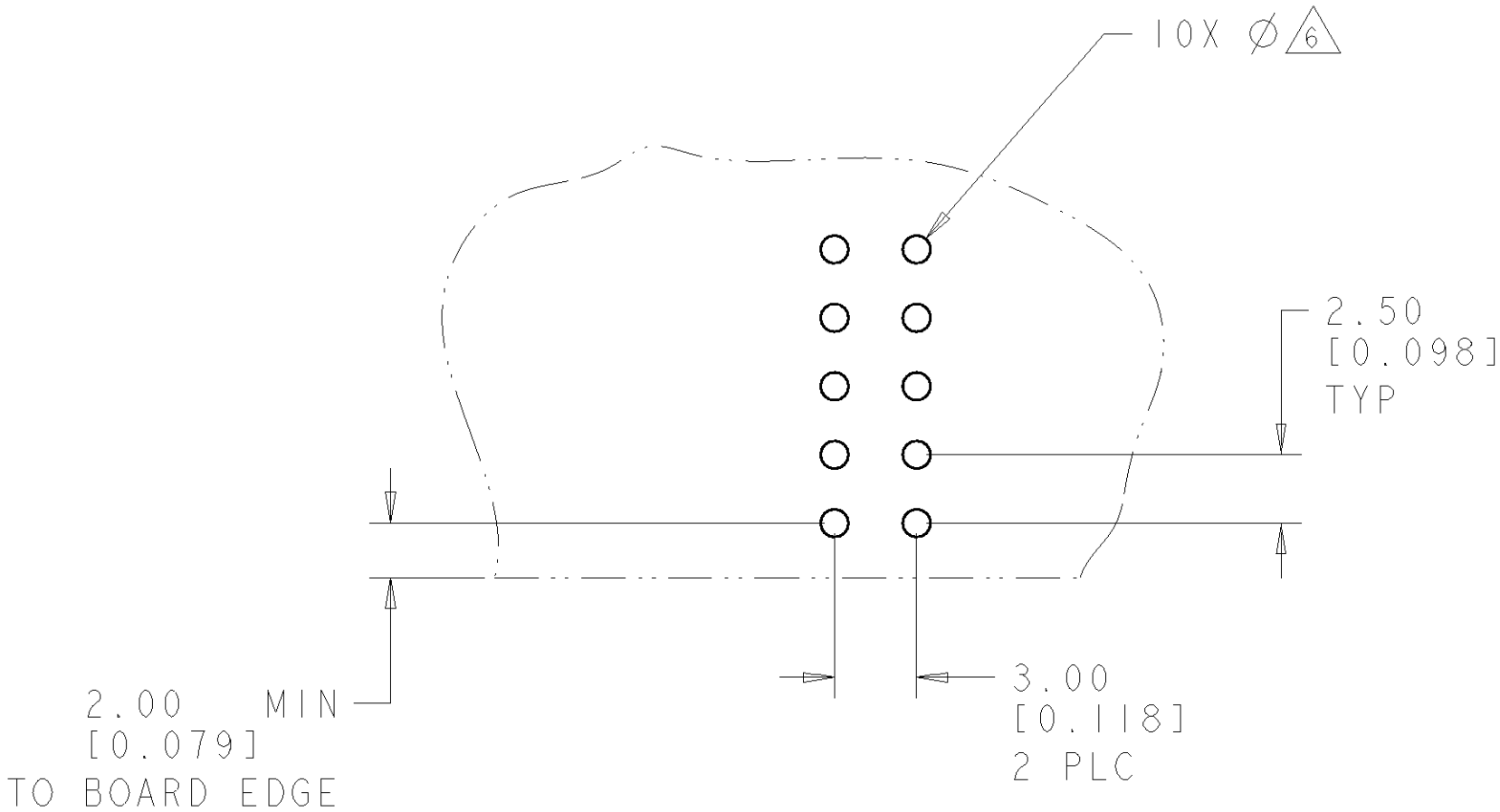
A

A

ELCON

FLATPAQ

THIS DRAWING IS A CONTROLLED DOCUMENT FOR TYCO ELECTRONICS CORPORATION. IT IS SUBJECT TO CHANGE AND THE CONTROLLING ENGINEERING ORGANIZATION SHOULD BE CONTACTED FOR THE LATEST REVISION.		DWN	R. GRZYBOWSKI	05JAN07	<b>tyco</b> Tyco Electronics Harrisburg, PA 17105-3608		
		CHK	P. DAMATO	05JAN07			
DIMENSIONS: mm[INCHES]		APVD	S. FLICKINGER	05JAN07	NAME STRAIGHT SOCKET CONNECTOR COMPLIANT TAILS FLATPAQ		
		PRODUCT SPEC	-	-			
		APPLICATION SPEC	-	-	SIZE	CAGE CODE	DRAWING NO
MATERIAL		WEIGHT	-	-	A2	00779	C-1926325
		CUSTOMER DRAWING			SCALE	3:1	SHEET 1 OF 3 REV A



PRINTED CIRCUIT LAYOUT  
COMPONENT SIDE

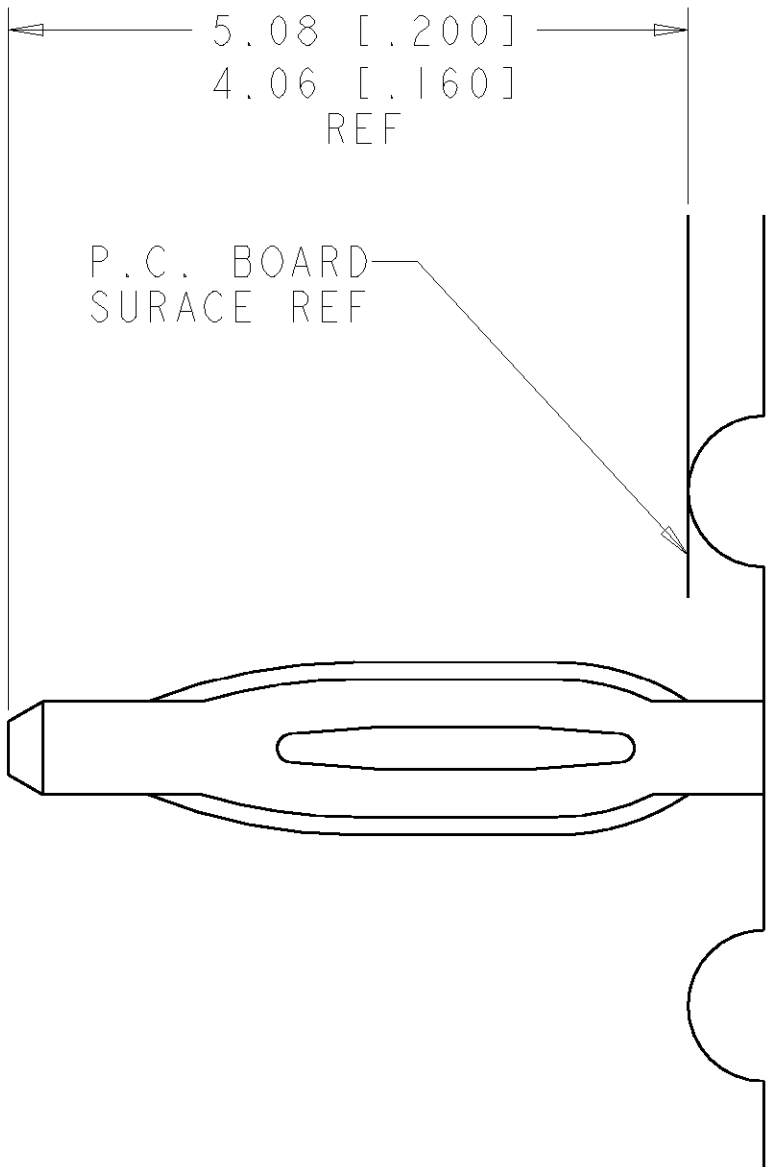
CONNECTOR	CATALOG MODULE #	QTY	SIZE NO.	CONTACT QTY	MATING PIN	MAX. CURRENT (PER CONTACT)	CONTACT SPACING	VOLTAGE RATING
SOCKET	FP216	1	8	2	1.25 X 7.00 [.049 X .276]	35 amps	7.50 [.2953]	250

ELCON

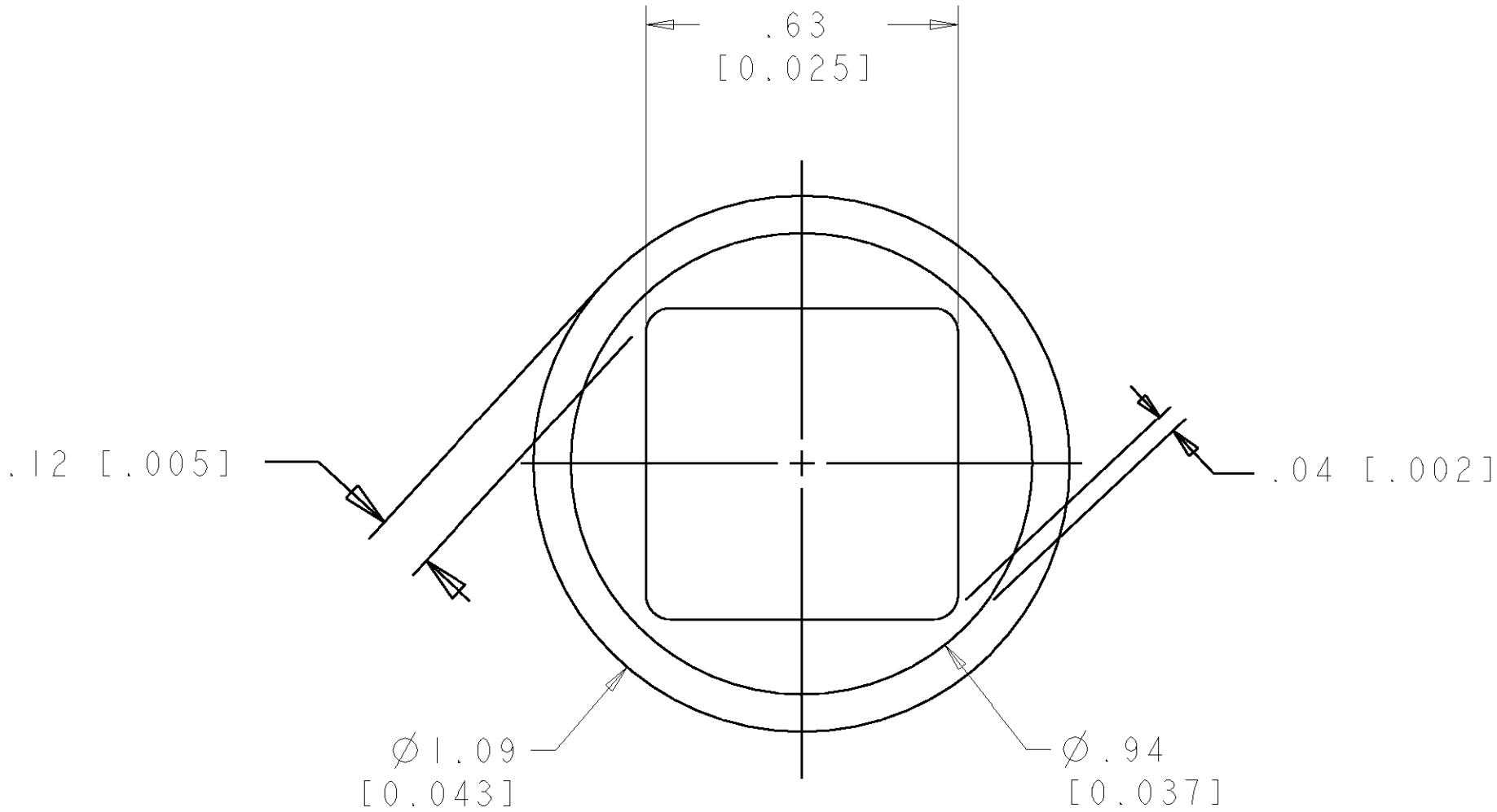
FLATPAQ

THIS DRAWING IS A CONTROLLED DOCUMENT FOR TYCO ELECTRONICS CORPORATION IT IS SUBJECT TO CHANGE AND THE CONTROLLING ENGINEERING ORGANIZATION SHOULD BE CONTACTED FOR THE LATEST REVISION.		DWN R. GRZYBOWSKI 05 JAN 07 CHK P. DAMATO 05 JAN 07 APVD S. FLICKINGER 05 JAN 07	tyco Electronics Tyco Electronics Harrisburg, PA 17105-3608	
DIMENSIONS: mm [INCHES]		TOLERANCES UNLESS OTHERWISE SPECIFIED:		NAME STRAIGHT SOCKET CONNECTOR COMPLIANT TAILS FLATPAQ
		0 PLC ±.5 [.020] 1 PLC ±.5 [.020] 2 PLC ±.25 [.010] 3 PLC ±. 4 PLC ±. ANGLES ±.5		SIZE A200779
MATERIAL -		FINISH -		DRAWING NO. C-1926325
		WEIGHT -		RESTRICTED TO -
		CUSTOMER DRAWING		SCALE 3:1 SHEET 2 OF 3 REV A

LOC	DIST	REVISIONS					
GP	00	P	LTR	DESCRIPTION	DATE	DWN	APVD
			-	SEE SHEET 1	-	-	-



5. COMPLIANT PIN DETAIL  
SCALE 10 : 1  
INSERTION/EXTRACTION FORCES  
MAXIMUM PUSH IN: 133.3N PER PIN  
[30 LBS]  
MINIMUM PUSH OU: 44.4N PER PIN  
[10 LBS]



6. SOLDER TERMNIATION AREA  
SCALE 40:1  
RECOMMENDED PRINTED CIRCUIT HOLE  
COMPLIANT PRESS FIT  
DRILLED HOLE: Ø1.15 [0.0453] ±.013 [0.0005]  
COPPER PLATE: .025 [0.0010] MIN (PER SURFACE)  
TIN PLATE: .008 [0.0003] MIN. (PER SURFACE)

ELCON FLATPAQ

THIS DRAWING IS A CONTROLLED DOCUMENT FOR TYCO ELECTRONICS CORPORATION IT IS SUBJECT TO CHANGE AND THE CONTROLLING ENGINEERING ORGANIZATION SHOULD BE CONTACTED FOR THE LATEST REVISION.		DWN R. GRZYBOWSKI 05 JAN 07 CHK P. DAMATO 05 JAN 07 APVD S. ELICKINGER 05 JAN 07	tyco Electronics Tyco Electronics Harrisburg, PA 17105-3608	
DIMENSIONS: mm[INCHES]		NAME	STRAIGHT SOCKET CONNECTOR COMPLIANT TAILS FLATPAQ	
TOLERANCES UNLESS OTHERWISE SPECIFIED: 0 PLC ±.5 [0.020] 1 PLC ±.5 [0.020] 2 PLC ±.25 [0.010] 3 PLC ±. 4 PLC ±. ANGLES ±.5 FINISH		PRODUCT SPEC APPLICATION SPEC WEIGHT CUSTOMER DRAWING	SIZE A200779	RESTRICTED TO -
MATERIAL -		DRAWING NO C-1926325	SCALE 3:1	SHEET 3 OF 3
		REV A		

# Mouser Electronics

Authorized Distributor

Click to View Pricing, Inventory, Delivery & Lifecycle Information:

[TE Connectivity:](#)

[1926325-1](#)