

# MINIATURE PRESSURE SENSORS

Prime Grade  
Pressure Sensors



## Features

- 0 to 0.3 PSI to 0 to 15 PSI Pressure Ranges
- 0.25 % linearity...highest accuracy version
- Temperature Compensated
- Calibrated Zero and Span

## Applications

- Medical Instrumentation
- Environmental Controls
- HVAC

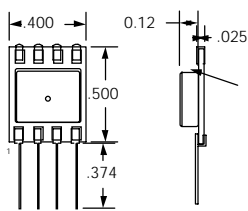
## General Description

The Miniature series pressure sensors are based upon a proprietary technology to reduce the size of the sensor and yet maintain a high level of performance. This model provides a calibrated millivolt output with superior output characteristics. In addition the sensor utilizes a silicon, micromachined, stress concentration enhanced structure to provide a very linear output to measured pressure.

These calibrated and temperature compensated sensors give an accurate and stable output over a wide temperature range. This series is intended for use with non-corrosive, non-ionic working fluids such as air, dry gases and the like. The PRIME GRADE is the highest accuracy version of the millivolt output pressure sensors.

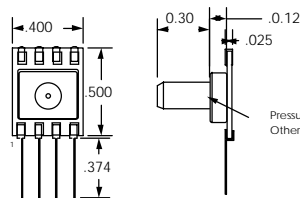
The output of the device is ratiometric to the supply voltage and operation from any D.C. supply voltage.

## Physical Dimensions



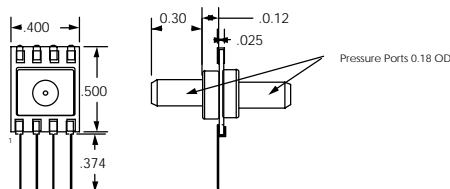
**No Pressure Port**

MARKING:  
2-COLOR DOTS  
LEFT DOT:      RIGHT DOT:  
WHITE: L04      GOLD: H-GRADE  
YELLOW: L10    SILVER: C-GRADE  
PINK: 0.3      RED: P-GRADE  
GREEN: 01  
BLUE: 05  
PURPLE: 15



**Single Pressure Port**

Pressure Port 0.18 OD  
Other ports available upon request



**Dual Pressure Port**

Pressure Ports 0.18 OD



## Pressure Sensor Characteristics Maximum Ratings

Supply Voltage VS	16 Vdc
Common-mode pressure	50 psig
Lead Temperature (soldering 2-4 sec.)	250°C

## Environmental Specifications

<b>Temperature Ranges</b>	
<b>Compensated</b>	0 to 70° C
<b>Operating</b>	-25 to 85° C
<b>Storage</b>	-40 to 125° C
<b>Humidity Limits</b>	0 to 95% RH (non condensing)

## Standard Pressure Ranges

No Pressure Port		Single Pressure Port		Dual Pressure Port	
Part Number	Operating Pressure	Part Number	Part Number	Part Number	Proof Pressure
0.3 PSI-G-PRIME-MINI	0 - 0.3 PSI	0.3 PSI-GF-PRIME-MINI	0.3 PSI-D-PRIME-MINI	0.3 PSI-D-PRIME-MINI	3 PSI
10 INCH-G-PRIME-MINI	0 - 10 "H2O	10 INCH-GF-PRIME-MINI	10 INCH-D-PRIME-MINI	10 INCH-D-PRIME-MINI	5 PSI
1 PSI-G-PRIME-MINI	0 - 1 PSI	1 PSI-GF-PRIME-MINI	1 PSI-D-PRIME-MINI	1 PSI-D-PRIME-MINI	10 PSI
5 PSI-G-PRIME-MINI	0 - 5 PSI	5 PSI-GF-PRIME-MINI	5 PSI-D-PRIME-MINI	5 PSI-D-PRIME-MINI	20 PSI
15 PSI-A-PRIME-MINI	0 - 15 PSIA	15 PSI-AF-PRIME-MINI	15 PSI-D-PRIME-MINI	15 PSI-D-PRIME-MINI	60 PSI
15 PSI-G-PRIME-MINI	0-15 PSIG	15 PSI-GF-PRIME-MINI	15 PSI-D-PRIME-MINI	15 PSI-D-PRIME-MINI	60 PSI

## Performance Characteristics for 0.3 PSI-G-PRIME-MINI

Parameter, note 1	Minimum	Nominal	Maximum	Units
Operating Range, differential pressure		0.3		PSI
Output Span, note 5	19	20	21	mV
Offset Voltage @ zero differential pressure			±0.3	mV
Offset Temperature Shift (0°C-70°C), note 2			±250	µV
Linearity, hysteresis error, note 4		0.1	0.25	%fs
Span Shift (0°C-70°C), note 2			±1	%fs

## Performance Characteristics for 10 INCH-G-PRIME-MINI

Parameter, note 1	Minimum	Nominal	Maximum	Units
Operating Range, differential pressure		10.0		"H2O
Output Span, note 5	19	20	21	mV
Offset Voltage @ zero differential pressure			±0.3	mV
Offset Temperature Shift (0°C-70°C), note 2			±250	µV
Linearity, hysteresis error, note 4		0.1	0.25	%fs
Span Shift (0°C-70°C), note 2			±1	%fs

## Performance Characteristics for 1 PSI-G-PRIME-MINI

Parameter, note 1	Minimum	Nominal	Maximum	Units
Operating Range, differential pressure		1.0		PSI
Output Span, note 5	17.82	18.0	18.18	mV
Offset Voltage @ zero differential pressure			±0.3	mV
Offset Temperature Shift (0°C-70°C), note 2			±250	uV
Linearity, hysteresis error, note 4		0.1	0.25	%fs
Span Shift (0°C-70°C), note 2			±1	%fs

## Performance Characteristics for 5 PSI-G-PRIME-MINI

Parameter, note 1	Minimum	Nominal	Maximum	Units
Operating Range, differential pressure		5.0		PSI
Output Span, note 5	59.4	60.0	60.6	mV
Offset Voltage @ zero differential pressure			±0.3	mV
Offset Temperature Shift (0°C-70°C), note 2			±250	uV
Linearity, hysteresis error, note 4		0.1	0.25	%fs
Span Shift (0°C-70°C), note 2			±1	%fs

## Performance Characteristics for 15 PSI-A-PRIME-MINI

Parameter, note 1	Minimum	Nominal	Maximum	Units
Operating Range, absolute pressure		15.0		PSIA
Output Span, note 5	89.1	90.0	90.9	mV
Offset Voltage @ zero differential pressure			±0.3	mV
Offset Temperature Shift (0°C-70°C), note 2			±250	uV
Linearity, hysteresis error, note 4		0.1	0.25	%fs
Span Shift (0°C-70°C), note 2			±1	%fs

### Specification Notes

NOTE 1: ALL PARAMETERS ARE MEASURED AT 12.0 VOLT EXCITATION, FOR THE NOMINAL FULL SCALE PRESSURE AND ROOM TEMPERATURE UNLESS

OTHERWISE SPECIFIED. PRESSURE MEASUREMENTS ARE WITH POSITIVE PRESSURE APPLIED TO PORT B.

NOTE 2: SHIFT IS RELATIVE TO 25°C.

NOTE 3: SHIFT IS WITHIN THE FIRST HOUR OF EXCITATION APPLIED TO THE DEVICE.

NOTE 4: MEASURED AT ONE-HALF FULL SCALE RATED PRESSURE USING BEST STRAIGHT LINE CURVE FIT.

NOTE 5: THE VOLTAGE ADDED TO THE OFFSET VOLTAGE AT FULL SCALE PRESSURE.

All Sensors reserves the right to make changes to any products herein. All Sensors does not assume any liability arising out of the application or use of any product or circuit described herein, neither does it convey any license under its patent rights nor the rights of others.



## Performance Characteristics for 15 PSI-G-PRIME-MINI

Parameter, note 1	Minimum	Nominal	Maximum	Units
Operating Range, gage pressure		15.0		PSIG
Output Span, note 5	89.1	90.0	90.9	mV
Offset Voltage @ zero gage pressure			±0.3	mV
Offset Temperature Shift (0°C-70°C), note 2			±250	uV
Linearity, hysteresis error, note 4		0.1	0.25	%fs
Span Shift (0°C-70°C), note 2			±1	%fs

## Equivalent Circuit

Input Resistance      5.0 k ohm  
 Output Resistance    3.0 k ohm

