DRAWING MADE IN THIRD ANGLE PROJECTION

1855096 ⇔ 1855096

/nd/mbaum/tomjob3

| PART NUMBER | REV | FIRST USED | POWER UNIT | FEED TYPE | DESCRIPTION |
|---|---|---|---|---|---|
| 1855096-1 | B | 122500-1 | LEADMAKER | PRE FEED AIR | CUTS CARRIER |
| 1855096-2 | B | 565435-5 | BENCH MODEL K | PRE FEED AIR | CUTS CARRIER |
| 1855096-3 | B | 354500-1 | BENCH MODEL G | PRE FEED AIR | CUTS CARRIER |
| 1855096-8 | B | 122500-1 | LEADMAKER | PRE FEED AIR | CONTINUOUS CARRIER |
| 7-1855096-7 | A | - | - | - | SPARE PARTS |

TERMINAL NAME: .250 TERMINAL FEMALE

1438231-1
3-1438231-1

| ✳ REF SETTING | AMP TERMINAL AMP CRIMP SPECS | |
|---|---|---|
| | CRIMP HEIGHT | WIRE SIZE |
| C5 | 2.21 ±0.05mm [.087 ±.002] | 10 AWG |
| D4 | 2.06 ±0.05mm [.081 ±.002] | 12 AWG |
| - | NOT | USED |
| - | NOT | USED |

| CRIMP | SIZE | TYPE | RANGE |
|---|---|---|---|
| WIRE | 3.33mm [.131] | F | 12-10 AWG |
| INSUL | 4.93mm [.194] | F | Ø4.93mm² MAX |

| WIRE STRIP LENGTH | TERM APPL SPEC | FEED | APPL INSTRUCTION | SET UP GAGE | LAYOUT |
|---|---|---|---|---|---|
| 4.7-5.1mm | NONE | 23mm | 408-8040 | 458637-1 | - |

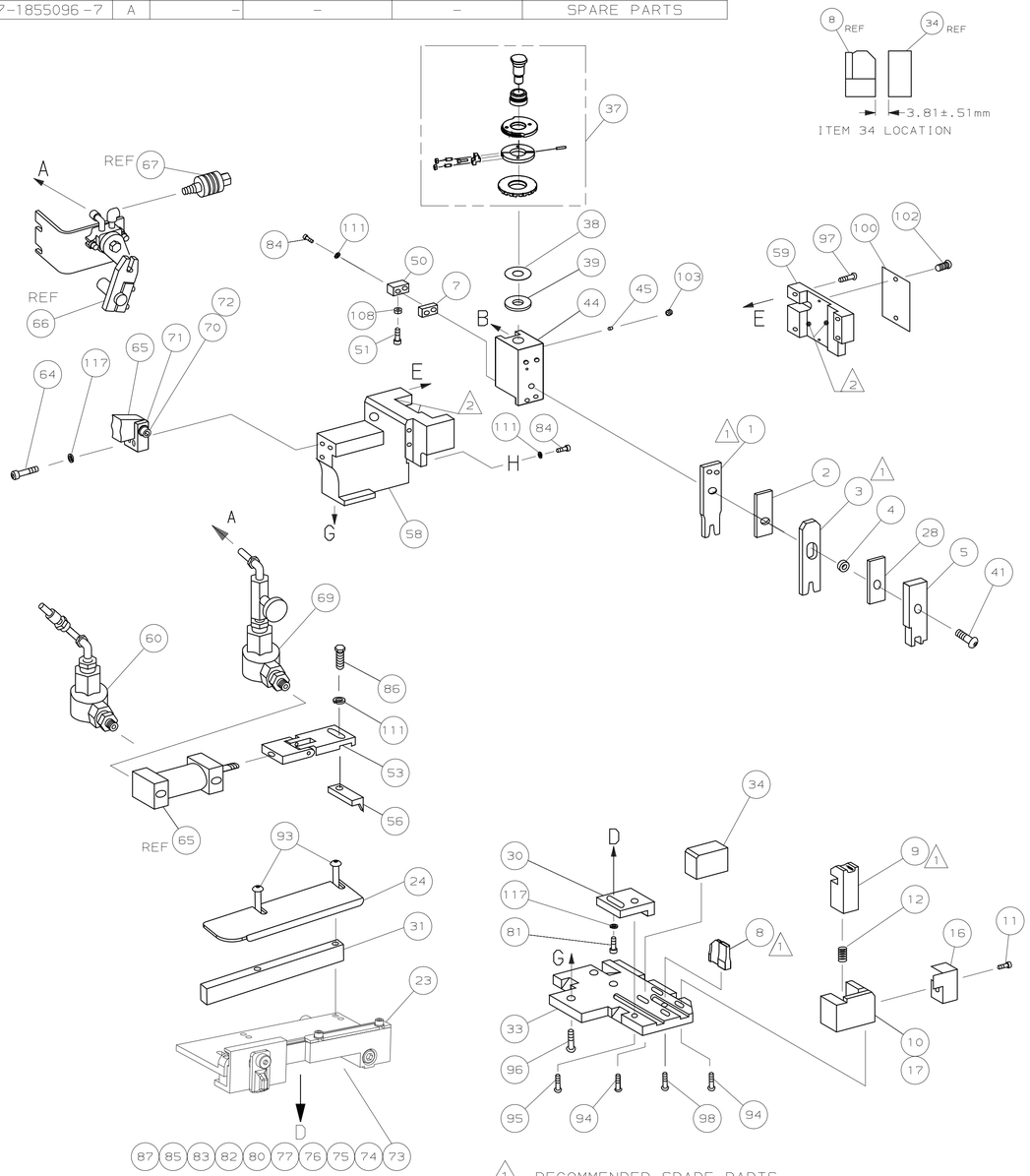


| ITEM NO | DESCRIPTION | PART NO | U/M | -1 | -2 | -3 | -8 | -77 | QTY REQD PER ASSY |
|---|---|---|---|---|---|---|---|---|---|
| 129 | | | | | | | | | |
| 128 | | | | | | | | | |
| 127 | | | | | | | | | |
| 126 | | | | | | | | | |
| 125 | | | | | | | | | |
| 124 | GENERAL INSTRUCTION PACKAGE | 217238-1 | - | 1 | 1 | 1 | 1 | - | |
| 123 | SF APPL INST 408-8040 | 4088040 | - | 1 | 1 | 1 | 1 | - | |
| 122 | | | | | | | | | |
| 121 | | | | | | | | | |
| 120 | | | | | | | | | |
| 119 | | | | | | | | | |
| 118 | | | | | | | | | |
| 117 | WASHER, LOCK(#10)ADJ BLOCK | 21024-5 | - | 3 | 3 | 3 | 3 | - | |
| 116 | | | | | | | | | |
| 115 | | | | | | | | | |
| 114 | | | | | | | | | |
| 113 | | | | | | | | | |
| 112 | | | | | | | | | |
| 111 | WASHER,LOCK(#8)STRIPPER | 21024-4 | - | 4 | 4 | 4 | 4 | - | |
| 110 | | | | | | | | | |
| 109 | | | | | | | | | |
| 108 | NUT,HEX(NO.6)HOLDDOWN | 21018-5 | - | 1 | 1 | 1 | 1 | - | |
| 107 | | | | | | | | | |
| 106 | | | | | | | | | |
| 105 | | | | | | | | | |
| 104 | | | | | | | | | |
| 103 | SCR,SKT SET(1/4-20x.25 LW)RAM | 21009-2 | - | 1 | 1 | 1 | 1 | - | |
| 102 | SCR,DRIVE(#2x.19)ID PLATE | 21017-2 | - | 2 | 2 | 2 | 2 | - | |
| 101 | | | | | | | | | |
| 100 | PLATE, IDENTIFICATION | 461264-5 | - | 1 | 1 | 1 | 1 | - | |
| 99 | | | | | | | | | |
| 98 | SCR,BHC(8-32x.38 LW)ANVIL | 22733-8 | - | 1 | 1 | 1 | 1 | - | |
| 97 | SCR,BHC(10-32x.75)CAP | 2-21002-9 | - | 4 | 4 | 4 | 4 | - | |
| 96 | SCR,BHC(1/4-20x.62)HSG | 2-22733-8 | - | 3 | 3 | 3 | 3 | - | |
| 95 | SCR,BHC(10-32x.50)SG ADJ BLK | 2-21002-7 | - | 1 | 1 | 1 | 1 | - | |
| 94 | SCR,BHC(8-32x.50)TERM H DWN | 2-21002-2 | - | 4 | 4 | 4 | 4 | - | |
| 93 | SCR,BHC(8-32x.75)R STP GDE | 2-21002-4 | - | 2 | 2 | 2 | 2 | - | |
| 92 | | | | | | | | | |
| 91 | | | | | | | | | |
| 90 | | | | | | | | | |
| 89 | | | | | | | | | |
| 88 | | | | | | | | | |
| 87 | WASHER, LOCK, NO 4 | 21024-2 | - | 2 | 2 | 2 | 2 | - | |
| 86 | SCR,HEX HD(8-32x.38)FEED FINGER | 2-22603-1 | - | 1 | 1 | 1 | 1 | - | |
| 85 | SCR,SKT HD CAP 4-40x.25 | 1-21000-3 | - | 2 | 2 | 2 | 2 | - | |
| 84 | SCR,SHC(8-32x.50)STRIPPER | 2-21000-7 | - | 3 | 3 | 3 | 3 | - | |
| 83 | SPRING, COMPRESSION | 1-22284-0 | - | 2 | 2 | 2 | 2 | - | |
| 82 | SCR,SET CP 10-32x.75 | 5-21006-6 | - | 2 | 2 | 2 | 2 | - | |
| 81 | SCR,SHC(10-32x.38)SG ADJ BL | 3-21000-4 | - | 1 | 1 | 1 | 1 | - | |
| 80 | SCR,SKT HD SLDR Ø3/16x.25 | 21989-8 | - | 1 | 1 | 1 | 1 | - | |
| 79 | GUARD ASSY | 462992-7 | - | - | 1 | - | - | - | |
| 78 | INSERT, GUARD | 679532-1 | - | - | - | REF | - | - | |
| 77 | SPRING, COMPRESSION | 1-22281-8 | - | 1 | 1 | 1 | 1 | - | |
| 76 | SCR,SKT HD CAP 10-32x2.50 | 8-21000-7 | - | 1 | 1 | 1 | 1 | - | |
| 75 | LEVER, DRAD RELEASE | 356835-1 | - | 1 | 1 | 1 | 1 | - | |
| 74 | DRAG, TERMINAL | 240792-1 | - | 1 | 1 | 1 | 1 | - | |
| 73 | PLATE, STRIP GUIDE | 1633087-1 | - | 1 | 1 | 1 | 1 | - | |
| 72 | SCR,BHC(3/8x1.00)FEED MT | 4-21002-8 | - | 1 | 1 | 1 | 1 | - | |
| 71 | MOUNT, FEED BRACKET | 459610-3 | - | 1 | 1 | 1 | 1 | - | |

PARTS LIST

| ITEM NO | DESCRIPTION | PART NO | U/M | -1 | -2 | -3 | -8 | -77 | QTY REQD PER ASSY |
|---|---|---|---|---|---|---|---|---|---|
| 70 | WASHER,LOCK(3/8)FEED BRKT | 21024-8 | - | 1 | 1 | 1 | 1 | - | |
| 69 | AIR FEED VALVE ASSY | 692655-5 | - | - | - | 1 | - | - | |
| 68 | | | | | | | | | |
| 67 | VALVE, SHUT OFF | 24042-2 | - | - | - | REF | - | - | |
| 66 | AIR FEED VALVE ASSY | 692655-6 | - | - | - | REF | - | - | |
| 65 | AIR FEED ASSY (1 INCH) | 461065-1 | - | 1 | 1 | 1 | 1 | - | |
| 64 | SCR,SHC(10-32x1.25)AIR ASSY | 4-21000-0 | - | 2 | 2 | 2 | 2 | - | |
| 63 | | | | | | | | | |
| 62 | | | | | | | | | |
| 61 | | | | | | | | | |
| 60 | AIR FEED VALVE ASSY | 692655-7 | - | 1 | 1 | - | 1 | - | |
| 59 | CAP, RAM | 454220-1 | - | 1 | 1 | 1 | 1 | - | |
| 58 | HOUSING | 454485-1 | - | 1 | 1 | 1 | 1 | - | |
| 57 | | | | | | | | | |
| 56 | PAWL, FEED | 458537-2 | - | 1 | 1 | 1 | 1 | - | |
| 55 | | | | | | | | | |
| 54 | | | | | | | | | |
| 53 | FEED FINGER ASSY | 461062-1 | - | 1 | 1 | 1 | 1 | - | |
| 52 | | | | | | | | | |
| 51 | BUMPER, HOLDDOWN | 811242-2 | - | 1 | 1 | 1 | 1 | - | |
| 50 | SPACER, TONKER | 690753-1 | - | 1 | 1 | 1 | 1 | - | |
| 49 | | | | | | | | | |
| 48 | | | | | | | | | |
| 47 | | | | | | | | | |
| 46 | | | | | | | | | |
| 45 | PLUG, NYLON | 690191-1 | - | 1 | 1 | 1 | 1 | - | |
| 44 | RAM | 1-455673-4 | - | 1 | 1 | 1 | 1 | - | |
| 43 | | | | | | | | | |
| 42 | | | | | | | | | |
| 41 | BOLT, CRIMPER(5/16x1.00) | 7-21002-9 | - | 1 | 1 | 1 | 1 | - | |
| 40 | | | | | | | | | |
| 39 | SHIM SUB-ASSY | 690125-1 | - | 1 | 1 | 1 | 1 | - | |
| 38 | SHIM | 1-469367-1 | - | 1 | 1 | 1 | 1 | - | |
| 37 | FINE ADJUST SUBASSY | 879103-2 | - | 1 | 1 | 1 | 1 | - | |
| 36 | | | | | | | | | |
| 35 | | | | | | | | | |
| 34 | SUPPORT, TERMINAL | 690786-4 | - | 1 | 1 | 1 | 1 | - | |
| 33 | PLATE, BASE | 455675-1 | - | 1 | 1 | 1 | 1 | - | |
| 32 | | | | | | | | | |
| 31 | SPACER, STRIP GUIDE | 1320908-3 | - | 1 | 1 | 1 | 1 | - | |
| 30 | BLOCK, STRIP GUIDE ADJ | 455689-1 | - | 1 | 1 | 1 | 1 | - | |
| 29 | | | | | | | | | |
| 28 | SPACER, FRONT SHEAR DEP | 1-455888-0 | - | 1 | 1 | 1 | 1 | - | |
| 27 | | | | | | | | | |
| 26 | | | | | | | | | |
| 25 | | | | | | | | | |
| 24 | GUIDE, STRIP (REAR) | 1320928-1 | - | 1 | 1 | 1 | 1 | - | |
| 23 | GUIDE, STRIP (FRONT) | 1-690438-0 | - | 1 | 1 | 1 | 1 | - | |
| 22 | STRIPPER | 690472-2 | - | 1 | - | - | 1 | - | |
| 21 | | | | | | | | | |
| 20 | | | | | | | | | |
| 19 | STRIPPER | 691353-1 | - | - | 1 | 1 | - | - | |
| 18 | | | | | | | | | |
| 17 | HOLDER SHEAR, FRONT(NO CUT) | 679625-2 | - | 1 | - | - | - | - | |
| 16 | GUARD, CHIP, FRONT | 318563-1 | - | 1 | 1 | 1 | 1 | - | |
| 15 | | | | | | | | | |
| 14 | | | | | | | | | |
| 13 | | | | | | | | | |
| 12 | SPRING, SHEAR | 3-22280-3 | - | 1 | 1 | 1 | 1 | - | |
| 11 | STOP, SHEAR | 690461-2 | - | 1 | 1 | 1 | 1 | - | |
| 10 | HOLDER, SHEAR (FRONT) | 1-690459-0 | - | - | 1 | 1 | 1 | - | |
| 9 | SHEAR, FLOAT (FRONT) | 454276-9 | - | 1 | 1 | 1 | 1 | - | |
| 8 | ANVIL | 1633381-3 | 1 | 1 | 1 | 1 | 1 | - | |
| 7 | SPACER, DEPRESSOR (REAR) | 5-240641-2 | C | - | 1 | 1 | 1 | | |
| 6 | | | | | | | | | |
| 5 | DEPRESSOR, SHEAR (FRONT) | 2-455889-1 | - | 1 | 1 | 1 | 1 | - | |
| 4 | SPACER, BLOCK CRIMPER | 238011-2 | - | 1 | 1 | 1 | 1 | - | |
| 3 | CRIMPER, INSULATION | 9-1424909-7 | 1 | 1 | 1 | 1 | 1 | - | |
| 2 | SPACER, CRIMPER | 455888-3 | - | 1 | 1 | 1 | 1 | - | |
| 1 | CRIMPER, WIRE | 456410-4 | 1 | 1 | 1 | 1 | 1 | - | |

REVISION OF EACH ASSY NO (WHEN BLANK, USE DWG REVISION)

PARTS LIST

△1 RECOMMENDED SPARE PARTS.

△2 GREASE LIGHTLY.

△3 GUARD MUST BE IN PLACE WHEN OPERATING APPLICATOR IN A BENCH MACHINE.

△4

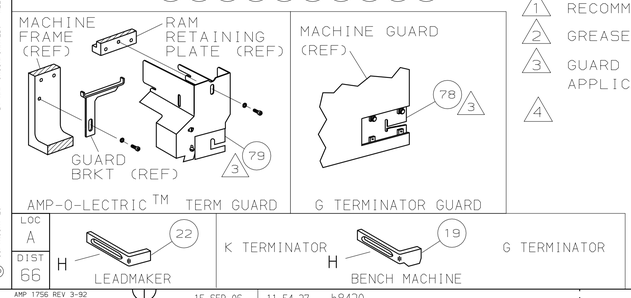


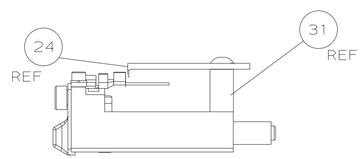


✳ WARNING:
ON INSTALLATION, SET WIRE DISC TO LARGEST WIRE SIZE SETTING. USE OF SETTINGS BELOW MIN REQ'D CRIMP HEIGHT SETTING WILL CAUSE DAMAGE TO CRIMP TOOLING.

| P | F | LTR | REVISION RECORD | APP | DATE |
|---|---|---|---|---|---|
| | | B | ECR-06-021180 | TM | SEP06 |
| | | A | RELEASED | BH | MAY06 |

DIMENSIONS IN INCHES. DO NOT SCALE PRINT. TOLERANCES UNLESS OTHERWISE SPECIFIED: 2 PLC DEC ±.25 3 PLC DEC ±- 4 PLC DEC ±- ANGLES ± - SURFACE TEXTURE, √ REMOVE BURRS, BREAK SHARP EDGES R.015 MAX

MATL - - HT TR - - FIN - -

DR B.HIGMAN 15MAY06 APP 15MAY06 T.ELBIN

CHK B.HIGMAN 15MAY06 REL - -

AMP Tyco Electronics Harrisburg, PA 1710S-3608

NAME SIDE FEED HDM APPLICATOR MACHINE REF MINI APPL

SCALE - D DWG NO 1855096 SHEET 1 OF 1 REV B

CAGE CODE 00779 CUSTOMER AND ASSEMBLY DRAWING RESTRICTED TO -

THIS DRAWING IS A CONTROLLED DOCUMENT.
THIS DRAWING IS UNPUBLISHED. © COPYRIGHT 20 BY AMP INCORPORATED. ALL RIGHTS RESERVED. RELEASED FOR PUBLICATION .20

AMP 1756 REV 3-92 15-SEP-06 11:54:27 b8420

# Mouser Electronics

Authorized Distributor

Click to View Pricing, Inventory, Delivery & Lifecycle Information:

TE Connectivity:

1855096-8