



SERIES 1830 - SINGLE AND DOUBLE-POLE ROCKER SWITCHES

TO 20 (4) A 250 V AC



PRODUCT FEATURES

- 100 million times proven switching principle
- mechanical life endurance up to 1 million switching cycles
- Large variety
- Variants with IP 67 or dust protection insert
- Two housing variants
- Actuating characteristic
- Illuminated and non-illuminated variants
- Approval for 400 V (product-dependent)

ON REQUEST


- Other colors
- Other rocker printings
- Other lamp variants
- Snap-on customized actuators
- Cable assembly

Mechanical life endurance	10E4 5E4 (basic type 1839) 1E6 (product-dependent)
Inrush current (capacitive)	120 A / 50 A (contact pair Ag / Cu and basic type 1834)
Contact resistance (new condition)	< 100 mOhm (1 A 12 V DC)
Insulation resistance (new condition)	> 100 MOhm (500 V DC)
Proof tracking	250 PTI
Protection type	IP 40 / IP 67 (product-dependent)
Ambient temperature	terminal side -20 °C ... +105 °C / ... +85 °C / ... +100 °C (product-dependent) actuating side -20 °C ... +55 °C
Flammability	UL 94 V-2 UL 94 V-0 (product-dependent)
Glow wire test temperature	850 °C
Material actuator housing terminals	PA / PC (product-dependent) PA silver plated / tinned (product-dependent)
Plug force of the terminals	≤ 80 N
Approval marks	
Suitable for appliances of protection class II	



SERIES 1830 - SINGLE AND DOUBLE-POLE ROCKER SWITCHES

TO 20 (4) A 250 V AC


 single-pole		ON / OFF switch (SPST)													
Lighting voltage (V)		1830.3112	1830.3118	1830.0102	1831.0114	1831.3312	1831.3313	1831.3606	1831.3607	1831.3815	1831.3816	1831.3933	1831.8112	1831.3311	1831.1107
Actuator color / printing															
Housing color															
20 (4) A 250 V AC 1E4		o	o		o	o	o	o	o	o	o	o	o		
20 (4) A 250 V AC														o	
16 (4) A 250 V AC 1E4															
10 (8) A 400 V AC 5E4															
10 (8) A 250 V AC 5E4		o	o		o	o	o	o	o	o	o	o	o	o	
10 (4) A 250 V AC 1E4				o											o
10 A 12 V DC															
6 (4) A 250 V AC 5E4				o											o
6 (4) A 250 V AC 1E4															
6 (4) A 250 V AC															
4 (2) A 250 V AC 1E4															
30 mA 12 V DC															
16 A 250 V AC 1 HP		o	o		o	o	o	o	o	o	o	o	o	o	
16 A 250 V AC 1/2 HP															
16 A 125 V AC 1/3 HP					o	o	o	o	o	o	o	o	o	o	
16 A 125 V AC 1/4 HP															
6 A 250 V AC 1/2 HP				o											o
6 A 125 V AC 1/4 HP															o
6 A 125 - 250 V AC 1/8 HP															
6 A 125 V AC 1/10 HP															
4 A 250 V AC 1/10 HP															
Terminal type															
Terminal description		6.3	6.3			6.3	6.3	6.3	6.3	6.3	6.3	6.3	6.3	6.3	4.8
Contact distance (mm)		≥ 3	≥ 3	≥ 3	≥ 3	≥ 3	≥ 3	≥ 3	≥ 3	≥ 3	≥ 3	≥ 3	≥ 3	≥ 3	≥ 3
Contact material		Ag	Ag	Ag	Ag	Ag	Ag	Ag	Ag	Ag	Ag	Ag	Ag	Ag	Ag
EN 60335 cap. 30 conform "G"								o	o					o	
Miscellaneous								housing with 2 separating gates	housing with 2 separating gates	1E6 mechanical life endurance IP 67	1E6 mechanical life endurance IP 67		lower lying flange		
Stock version		o	o			o	o						o	o	o

ROCKERSWITCHES
PUSHBUTTON SWITCHES
TOGGLE SWITCHES
SLIDE SWITCHES
ROTARY SWITCHES
FOOT SWITCHES
TACT AND KEY SWITCHES
SNAP-ACTION SWITCHES
MICRO-SIGNAL SWITCHES
SENSORS
ECO
PUSH-N-DRAW



SERIES 1830 - SINGLE AND DOUBLE-POLE ROCKER SWITCHES

TO 20 (4) A 250 V AC

<div style="text-align: center;">  <p>single-pole</p> </div>	Normally open switch (SPNO)				Changeover switch (SPDT)			Changeover switch with OFF position in the center (SPDT - Center OFF)					
	1831.1202	1831.3402	1831.8202	1831.1253	1833.3312	1833.1102	1833.3307	1838.0305	1838.3901	1838.1402	1838.1502	1838.1509	1838.1602
Lighting voltage (V)													
Actuator color / printing													
Housing color													
20 (4) A 250 V AC 1E4													
20 (4) A 250 V AC													
16 (4) A 250 V AC 1E4					○			○	○				
10 (8) A 400 V AC 5E4													
10 (8) A 250 V AC 5E4													
10 (4) A 250 V AC 1E4													
10 A 12 V DC													
6 (4) A 250 V AC 5E4													
6 (4) A 250 V AC 1E4										○			
6 (4) A 250 V AC											○		
4 (2) A 250 V AC 1E4	○	○	○										
30 mA 12 V DC				○									
16 A 250 V AC 1 HP						○		○	○				
16 A 250 V AC 1/2 HP													
16 A 125 V AC 1/3 HP						○		○	○				
16 A 125 V AC 1/4 HP													
6 A 250 V AC 1/2 HP							○	○	○				
6 A 125 V AC 1/4 HP							○	○	○				
6 A 125 - 250 V AC 1/8 HP									○	○	○	○	○
6 A 125 V AC 1/10 HP	○	○	○										
4 A 250 V AC 1/10 HP	○	○	○										
Terminal type													
Terminal description	4.8	6.3	6.3	4.8	6.3	4.8	6.3		6.3	4.8	4.8	4.8	4.8
Contact distance (mm)	≥ 3	≥ 3	≥ 3	≥ 3	≥ 3	≥ 3	≥ 3	≥ 3	≥ 3	≥ 3	≥ 3	≥ 3	≥ 3
Contact material	Ag	Ag	Ag	Au	Ag	Ag	Ag	Ag	Ag	Ag	Ag	Ag	Ag
EN 60335 cap. 30 conform "G"							○						
Miscellaneous			lower lying flange					momentary function both sides	1E6 mechanical life endurance IP 67	momentary function both sides			momentary function one side
Stock version	○	○					○		○	○	○	○	○

ROCKERSWITCHES

PUSHBUTTON SWITCHES

TOGGLE SWITCHES

SLIDE SWITCHES

ROTARY SWITCHES

FOOT SWITCHES

TACT AND KEY SWITCHES

SWAP-ACTION SWITCHES

MIKRO-SIGNALSCHALTER

SENSORS

















ECO

PUSH'DRIVE



SERIES 1830 - SINGLE AND DOUBLE-POLE ROCKER SWITCHES

TO 20 (4) A 250 V AC


single-pole		Changeover switch with OFF position in the center (SPDT - Center OFF)				Changeover switch (SPDT momentary)		
		1838.4307	1838.8302	1838.3402	1838.3502	1835.3902	1833.1202	1833.3402
Lighting voltage (V)						230		
Actuator color / printing	 							
Housing color								
20 (4) A 250 V AC 1E4								
20 (4) A 250 V AC								
16 (4) A 250 V AC 1E4								
10 (8) A 400 V AC 5E4								
10 (8) A 250 V AC 5E4								
10 (4) A 250 V AC 1E4								
10 A 12 V DC								
6 (4) A 250 V AC 5E4								
6 (4) A 250 V AC 1E4		○	○					
6 (4) A 250 V AC				○	○			
4 (2) A 250 V AC 1E4						○	○	○
30 mA 12 V DC								
16 A 250 V AC 1 HP								
16 A 250 V AC 1/2 HP								
16 A 125 V AC 1/3 HP								
16 A 125 V AC 1/4 HP								
6 A 250 V AC 1/2 HP								
6 A 125 V AC 1/4 HP								
6 A 125 - 250 V AC 1/8 HP		○	○	○	○			
6 A 125 V AC 1/10 HP						○	○	○
4 A 250 V AC 1/10 HP						○	○	○
Terminal type								
Terminal description		2.8	6.3	6.3	6.3	6.3	4.8	6.3
Contact distance (mm)		≥ 3	≥ 3	≥ 3	≥ 3	≥ 3	≥ 3	≥ 3
Contact material		Ag	Ag	Ag	Ag	Ag	Ag	Ag
EN 60335 cap. 30 conform "G"								
Miscellaneous		momentary function one side	momentary function both sides lower lying flange	momentary function both sides		external lamp connection two-pole size		
Stock version				○	○			

ROCKER SWITCHES
 PUSHBUTTON SWITCHES
 TOGGLE SWITCHES
 SLIDE SWITCHES
 ROTARY SWITCHES
 FOOT SWITCHES
 TACT AND KEY SWITCHES
 SMP-ACTION SWITCHES
 MICRO-SIGNAL SWITCHES
 SENSORS
 ECO
 PUSH IN DRIVE



SERIES 1830 - SINGLE AND DOUBLE-POLE ROCKER SWITCHES


TO 20 (4) A 250 V AC

 <p>double-pole</p>		ON / OFF switch (DPST)														
		1835.3419	1835.3111	1835.3112	1835.3114	1835.3118	1835.9413	1835.3102	1835.3105	1835.3108	1835.3116	1835.3107	1832.1612	1832.3311	1832.3312	1832.3313
Lighting voltage (V)		400	230	230	230	230	230	230	230	230	115 - 230	12				
Actuator color / printing																
Housing color																
20 (4) A 250 V AC 1E4		<input type="radio"/>	<input type="radio"/>	<input type="radio"/>	<input type="radio"/>	<input type="radio"/>	<input type="radio"/>				<input type="radio"/>		<input type="radio"/>	<input type="radio"/>	<input type="radio"/>	<input type="radio"/>
20 (4) A 250 V AC																
16 (4) A 250 V AC 1E4																
10 (8) A 400 V AC 5E4		<input type="radio"/>														
10 (8) A 250 V AC 5E4		<input type="radio"/>	<input type="radio"/>	<input type="radio"/>	<input type="radio"/>	<input type="radio"/>	<input type="radio"/>				<input type="radio"/>		<input type="radio"/>	<input type="radio"/>	<input type="radio"/>	<input type="radio"/>
10 (4) A 250 V AC 1E4								<input type="radio"/>	<input type="radio"/>	<input type="radio"/>						
10 A 12 V DC												<input type="radio"/>				
6 (4) A 250 V AC 5E4								<input type="radio"/>	<input type="radio"/>	<input type="radio"/>						
6 (4) A 250 V AC 1E4																
6 (4) A 250 V AC																
4 (2) A 250 V AC 1E4																
30 mA 12 V DC																
16 A 250 V AC 1 HP		<input type="radio"/>	<input type="radio"/>	<input type="radio"/>	<input type="radio"/>	<input type="radio"/>	<input type="radio"/>				<input type="radio"/>		<input type="radio"/>	<input type="radio"/>	<input type="radio"/>	<input type="radio"/>
16 A 250 V AC 1/2 HP																
16 A 125 V AC 1/3 HP													<input type="radio"/>	<input type="radio"/>	<input type="radio"/>	<input type="radio"/>
16 A 125 V AC 1/4 HP																
6 A 250 V AC 1/2 HP								<input type="radio"/>	<input type="radio"/>	<input type="radio"/>						
6 A 125 V AC 1/4 HP																
6 A 125 - 250 V AC 1/8 HP																
6 A 125 V AC 1/10 HP																
4 A 250 V AC 1/10 HP																
Terminal type																
Terminal description		6.3	6.3	6.3	6.3	6.3		6.3	6.3	6.3	6.3	6.3	4.8	6.3	6.3	6.3
Contact distance (mm)		≥ 3	≥ 3	≥ 3	≥ 3	≥ 3	≥ 3	≥ 3	≥ 3	≥ 3	≥ 3	≥ 3	≥ 3	≥ 3	≥ 3	≥ 3
Contact material		Ag	Ag	Ag	Ag	Ag	Ag	Ag	Ag	Ag	Ag	Ag	Ag	Ag	Ag	Ag
EN 60335 cap. 30 conform "G"																<input type="radio"/>
Miscellaneous		cover frame 33.2 long					PCB holder 248.103.011 mounted lower lying flange						cover frame 33.2 long			
Stock version				<input type="radio"/>	<input type="radio"/>	<input type="radio"/>		<input type="radio"/>	<input type="radio"/>	<input type="radio"/>				<input type="radio"/>	<input type="radio"/>	<input type="radio"/>



SERIES 1830 - SINGLE AND DOUBLE-POLE ROCKER SWITCHES

TO 20 (4) A 250 V AC

 double-pole		ON / OFF switch (DPST)								Normally open contact (DPNO)		Changeover switch (DPDT)																			
Lighting voltage (V)	Actuator color / printing	Housing color	20 (4) A 250 V AC 1E4	20 (4) A 250 V AC	16 (4) A 250 V AC 1E4	10 (8) A 400 V AC 5E4	10 (8) A 250 V AC 5E4	10 (4) A 250 V AC 1E4	10 A 12 V DC	6 (4) A 250 V AC 5E4	6 (4) A 250 V AC 1E4	6 (4) A 250 V AC	4 (2) A 250 V AC 1E4	30 mA 12 V DC	16 A 250 V AC 1 HP	16 A 250 V AC 1/2 HP	16 A 125 V AC 1/3 HP	16 A 125 V AC 1/4 HP	6 A 250 V AC 1/2 HP	6 A 125 V AC 1/4 HP	6 A 125 - 250 V AC 1/8 HP	6 A 125 V AC 1/10 HP	4 A 250 V AC 1/10 HP	Terminal type	Terminal description	Contact distance (mm)	Contact material	EN 60335 cap. 30 conform "G"	Miscellaneous	Stock version	
			<input type="radio"/>	<input type="radio"/>	<input type="radio"/>	<input type="radio"/>	<input type="radio"/>	<input type="radio"/>							<input type="radio"/>		<input type="radio"/>	<input type="radio"/>	<input type="radio"/>	<input type="radio"/>	<input type="radio"/>	<input type="radio"/>	<input type="radio"/>	<input type="radio"/>		6.3	≥ 3	Ag		cover frame 33.2 long	
			<input type="radio"/>	<input type="radio"/>	<input type="radio"/>	<input type="radio"/>	<input type="radio"/>	<input type="radio"/>																		4.8	≥ 3	Ag		lower lying flange	
			<input type="radio"/>	<input type="radio"/>	<input type="radio"/>	<input type="radio"/>	<input type="radio"/>	<input type="radio"/>																		6.3	≥ 3	Ag		lower lying flange	
			<input type="radio"/>	<input type="radio"/>	<input type="radio"/>	<input type="radio"/>	<input type="radio"/>	<input type="radio"/>																		6.3	≥ 3	Ag		lower lying flange	
			<input type="radio"/>	<input type="radio"/>	<input type="radio"/>	<input type="radio"/>	<input type="radio"/>	<input type="radio"/>																		6.3	≥ 3	Ag		lower lying flange	
			<input type="radio"/>	<input type="radio"/>	<input type="radio"/>	<input type="radio"/>	<input type="radio"/>	<input type="radio"/>								<input type="radio"/>										6.3	≥ 3	Ag		dust protection inlay	
			<input type="radio"/>	<input type="radio"/>	<input type="radio"/>	<input type="radio"/>	<input type="radio"/>	<input type="radio"/>			<input type="radio"/>									<input type="radio"/>	<input type="radio"/>					4.8	≥ 3	Ag			<input type="radio"/>
			<input type="radio"/>	<input type="radio"/>	<input type="radio"/>	<input type="radio"/>	<input type="radio"/>	<input type="radio"/>			<input type="radio"/>									<input type="radio"/>	<input type="radio"/>					6.3	≥ 3	Ag			<input type="radio"/>
			<input type="radio"/>	<input type="radio"/>	<input type="radio"/>	<input type="radio"/>	<input type="radio"/>	<input type="radio"/>																		6.3	≥ 3	Ag		lower lying flange	
			<input type="radio"/>	<input type="radio"/>	<input type="radio"/>	<input type="radio"/>	<input type="radio"/>	<input type="radio"/>					<input type="radio"/>													6.3	≥ 3	Ag			
			<input type="radio"/>	<input type="radio"/>	<input type="radio"/>	<input type="radio"/>	<input type="radio"/>	<input type="radio"/>												<input type="radio"/>	<input type="radio"/>					6.3	≥ 3	Ag			
			<input type="radio"/>	<input type="radio"/>	<input type="radio"/>	<input type="radio"/>	<input type="radio"/>	<input type="radio"/>																		6.3	≥ 3	Ag			
			<input type="radio"/>	<input type="radio"/>	<input type="radio"/>	<input type="radio"/>	<input type="radio"/>	<input type="radio"/>																		6.3	≥ 3	Ag			<input type="radio"/>

ROCKER SWITCHES
PUSHBUTTON SWITCHES
TOGGLE SWITCHES
SLIDE SWITCHES
ROTARY SWITCHES
FOOT SWITCHES
TACT AND KEY SWITCHES
SNAP-ACTION SWITCHES
MICRO-SIGNAL SWITCHES
SENSORS
ECO
PUSH-IN DRIVE



SERIES 1830 - SINGLE AND DOUBLE-POLE ROCKER SWITCHES

TO 20 (4) A 250 V AC

ROCKERSWITCHES

PUSHBUTTON SWITCHES

TOGGLE SWITCHES

SLIDE SWITCHES

ROTARY SWITCHES

FOOT SWITCHES

TACT AND KEY SWITCHES


SNAP-ACTION SWITCHES

MIKRO-SIGNALSCHALTER

SENSORS

ECO


PUSH'DRIVE

 double-pole		Changeover switch (DPDT)					Changeover switch with OFF position in the center (DPDT - Center Off)									
Lighting voltage (V)		1834.1102	1834.3302	1834.3309	1834.3603	1834.6103	1839.3512	1839.1402	1839.1407	1839.1410	1839.1502	1839.1507	1839.1509	1839.1518	1839.1602	
Actuator color / printing																
Housing color																
20 (4) A 250 V AC 1E4																
20 (4) A 250 V AC																
16 (4) A 250 V AC 1E4							○									
10 (8) A 400 V AC 5E4																
10 (8) A 250 V AC 5E4																
10 (4) A 250 V AC 1E4		○	○	○	○	○										
10 A 12 V DC																
6 (4) A 250 V AC 5E4		○	○	○	○	○										
6 (4) A 250 V AC 1E4								○	○	○	○	○	○	○	○	
6 (4) A 250 V AC																
4 (2) A 250 V AC 1E4																
30 mA 12 V DC																
16 A 250 V AC 1 HP								○								
16 A 250 V AC 1/2 HP								○								
16 A 125 V AC 1/3 HP																
16 A 125 V AC 1/4 HP																
6 A 250 V AC 1/2 HP		○	○	○	○	○										
6 A 125 V AC 1/4 HP		○	○	○	○	○										
6 A 125 - 250 V AC 1/8 HP								○	○	○	○	○	○	○	○	
6 A 125 V AC 1/10 HP																
4 A 250 V AC 1/10 HP																
Terminal type																
Terminal description		4.8	6.3	6.3	6.3	4.8	6.3	4.8	4.8	4.8	4.8	4.8	4.8	4.8	4.8	
Contact distance (mm)		≥ 3	≥ 3	≥ 3	≥ 3	≥ 3	≥ 3	≥ 3	≥ 3	≥ 3	≥ 3	≥ 3	≥ 3	≥ 3	≥ 3	
Contact material		Ag	Ag	Ag	Ag	Ag	Ag	Ag	Ag	Ag	Ag	Ag	Ag	Ag	Ag	
EN 60335 cap. 30 conform "G"					○											
Miscellaneous					cover frame 33.2 long	lower lying flange		momentary function both sides	momentary function both sides	dust protection inlay momentary function both sides			dust protection inlay	momentary function one side		
Stock version		○	○					○	○			○				



SERIES 1830 - SINGLE AND DOUBLE-POLE ROCKER SWITCHES

TO 20 (4) A 250 V AC

















 double-pole		Changeover switch with OFF position in the center (DPDT - Center OFF)							Changeover switch (DPDT momentary)	
Lighting voltage (V)	Actuator color / printing	1839.3402	1839.3502	1839.3503	1839.3602	1839.7304	1839.3352	1839.0105	1834.3402	
Housing color		Black	Black	Grey	Black	Black with I O R	Black	Black with I O II	Black	
20 (4) A 250 V AC 1E4										
20 (4) A 250 V AC										
16 (4) A 250 V AC 1E4										
10 (8) A 400 V AC 5E4										
10 (8) A 250 V AC 5E4										
10 (4) A 250 V AC 1E4										
10 A 12 V DC										
6 (4) A 250 V AC 5E4										
6 (4) A 250 V AC 1E4		○	○	○	○	○				
6 (4) A 250 V AC										
4 (2) A 250 V AC 1E4									○	
30 mA 12 V DC							○			
16 A 250 V AC 1 HP										
16 A 250 V AC 1/2 HP										
16 A 125 V AC 1/3 HP										
16 A 125 V AC 1/4 HP										
6 A 250 V AC 1/2 HP										
6 A 125 V AC 1/4 HP										
6 A 125 - 250 V AC 1/8 HP		○	○	○	○	○				
6 A 125 V AC 1/10 HP									○	
4 A 250 V AC 1/10 HP									○	
Terminal type										
Terminal description		6.3	6.3	6.3	6.3	6.3	6.3	6.3	6.3	
Contact distance (mm)		≥ 3	≥ 3	≥ 3	≥ 3	≥ 3	≥ 3	≥ 3	≥ 3	
Contact material		Ag	Ag	Ag	Ag	Ag	Au	Ag	Ag	
EN 60335 cap. 30 conform "G"										
Miscellaneous		momentary function both sides			momentary function one side	dust protection inlay momentary function one side lower lying flange	cover frame 33.2 long momentary function both sides	dust protection inlay		
Stock version		○	○						○	

ROCKER SWITCHES
 PUSHBUTTON SWITCHES
 TOGGLE SWITCHES
 SLIDE SWITCHES
 ROTARY SWITCHES
 FOOT SWITCHES
 TACT AND KEY SWITCHES
 SNAP-ACTION SWITCHES
 MICRO-SIGNAL SWITCHES
 SENSORS
 ECO
 PUSH-N-DRIVE



SERIES 1830 - SINGLE AND DOUBLE-POLE ROCKER SWITCHES

TO 20 (4) A 250 V AC

	Lamp			
	1837.1118	1837.3102	1837.8102	1837.8108
Lamp				
Lighting voltage (V)	230	230	230	230
Actuator color / printing				
Housing color				
20 (4) A 250 V AC 1E4				
20 (4) A 250 V AC				
16 (4) A 250 V AC 1E4				
10 (8) A 400 V AC 5E4				
10 (8) A 250 V AC 5E4				
10 (4) A 250 V AC 1E4				
10 A 12 V DC				
6 (4) A 250 V AC 5E4				
6 (4) A 250 V AC 1E4				
6 (4) A 250 V AC				
4 (2) A 250 V AC 1E4				
30 mA 12 V DC				
16 A 250 V AC 1 HP				
16 A 250 V AC 1/2 HP				
16 A 125 V AC 1/3 HP				
16 A 125 V AC 1/4 HP				
6 A 250 V AC 1/2 HP				
6 A 125 V AC 1/4 HP				
6 A 125 - 250 V AC 1/8 HP				
6 A 125 V AC 1/10 HP				
4 A 250 V AC 1/10 HP				
Terminal type				
Terminal description	4.8	6.3	6.3	6.3
Contact distance (mm)				
Contact material				
EN 60335 cap. 30 conform "G"				
Miscellaneous			size basic type 1835	size basic type 1835
Stock version				

ROCKERSWITCHES

PUSHBUTTON SWITCHES

TOGGLE SWITCHES

SLIDE SWITCHES

ROTARY SWITCHES

FOOT SWITCHES

TACT AND KEY SWITCHES

SNAP-ACTION SWITCHES

MIKRO-SIGNALSCHALTER

SENSORS

ECO

PUSH'DRIVE



SERIES 1830 - SINGLE AND DOUBLE-POLE ROCKER SWITCHES

TO 20 (4) A 250 V AC

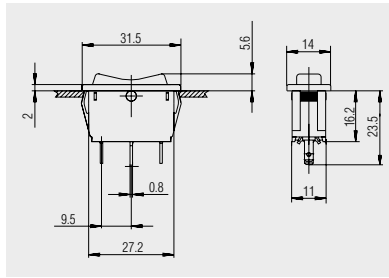


Basic types 1830, 1831,
1833 and 1838
single-pole
illuminated / non-illuminated

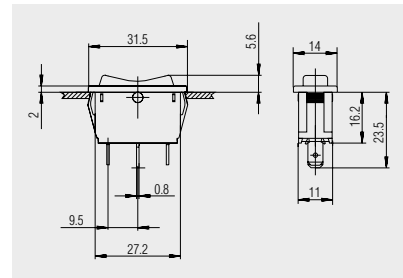


X = Wall thickness

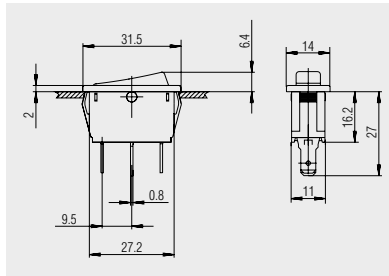
x	y	z
0.75 ... 1.25	30 ^{-0.1}	11 ^{+0.1}
1.25 ... 2	30.2 ^{-0.1}	11 ^{+0.1}
2 ... 3	30.6 ^{-0.1}	11 ^{+0.1}



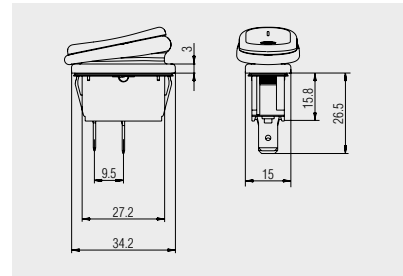
Quick-connect terminal 2.8 x 0.8
1838.4307



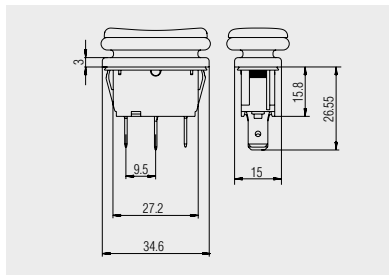
Quick-connect terminal 4.8 x 0.8
basic type 1838



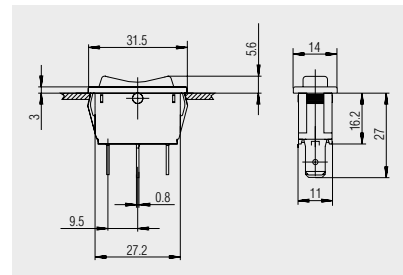
Quick-connect terminal 4.8 x 0.8
basic types 1830, 1831 and
1833



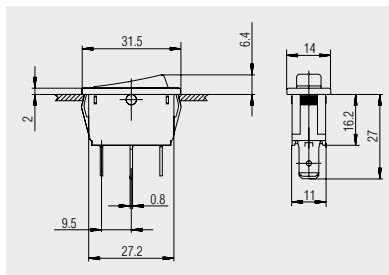
Quick-connect terminal 6.3 x 0.8
1831.3815



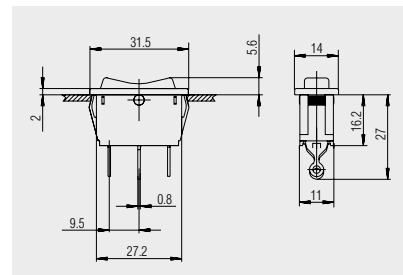
Quick-connect terminal 6.3 x 0.8
1838.3901



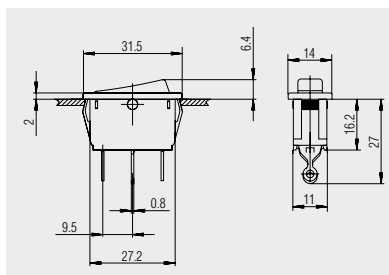
Quick-connect terminal 6.3 x 0.8
basic type 1838



Quick-connect terminal 6.3 x 0.8
basic types 1831 and 1833



Solder terminal
basic type 1838



Solder terminal
basic types 1830 and 1831

ROCKER SWITCHES

PUSHBUTTON SWITCHES

TOGGLE SWITCHES

SLIDE SWITCHES

ROTARY SWITCHES

FOOT SWITCHES

TACT AND KEY SWITCHES

SNAP-ACTION SWITCHES

MICRO-SIGNAL SWITCHES

SENSORS

ECO

PUSH-IN DRIVE

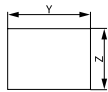


SERIES 1830 - SINGLE AND DOUBLE-POLE ROCKER SWITCHES

TO 20 (4) A 250 V AC

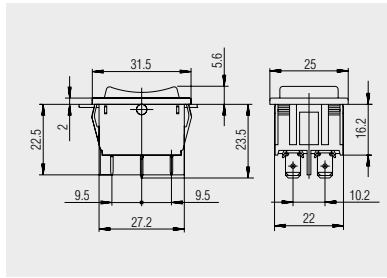


Basic types 1832, 1834,
1835 and 1839
double-pole
illuminated / non-illuminated

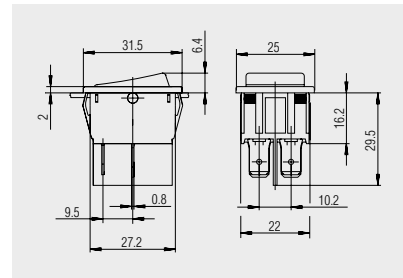


X = Wall thickness

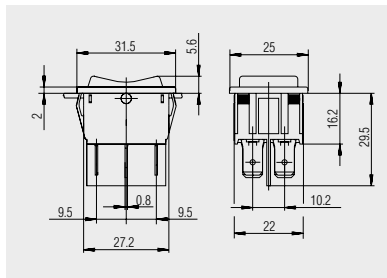
x	y	z
0.75 ... 1.25	30 ^{-0.1}	22 ^{+0.2}
1.25 ... 2	30.2 ^{-0.1}	22 ^{+0.2}
2 ... 3	30.6 ^{-0.1}	22 ^{+0.2}



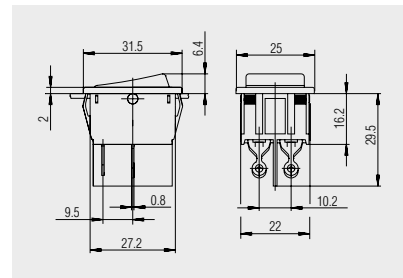
Quick-connect terminal 4.8 x 0.8



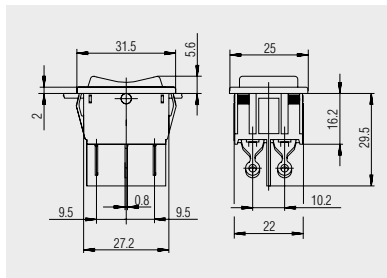
Quick-connect terminal 6.3 x 0.8 / 4.8
basic types 1832, 1834 and 1835



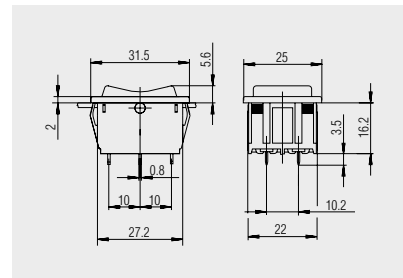
Quick-connect terminal 6.3 x 0.8
basic type 1839



Solder terminal
basic type 1832



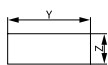
Solder terminal
basic type 1839



PCB terminal
basic type 1839

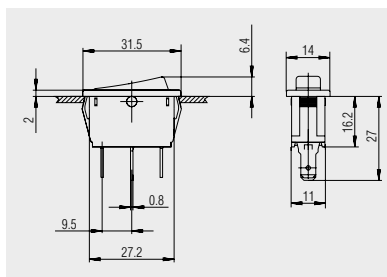


Basic types 1830, 1831 and 1833
single-pole, lower lying flange
illuminated / non-illuminated



X = Wall thickness

x	y	z
0.75 ... 1.25	30 ^{-0.1}	11 ^{+0.1}
1.25 ... 2	30.2 ^{-0.1}	11 ^{+0.1}
2 ... 3	30.6 ^{-0.1}	11 ^{+0.1}



Quick-connect terminal 4.8 x 0.8
basic types 1830, 1831 and 1833

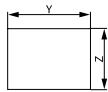


SERIES 1830 - SINGLE AND DOUBLE-POLE ROCKER SWITCHES

TO 20 (4) A 250 V AC

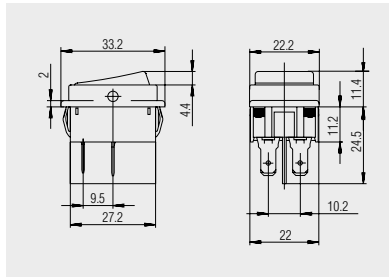


Basic types 1832, 1834,
1835 and 1839
double-pole, lower lying flange
illuminated / non-illuminated

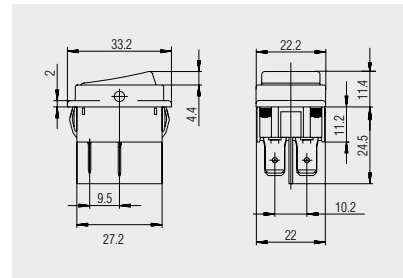


X = Wall thickness

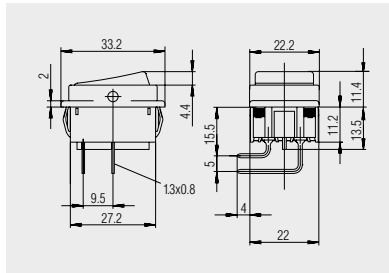
x	y	z
0.75 ... 1.25	30 ^{-0.1}	22 ^{+0.2}
1.25 ... 2	30.2 ^{-0.1}	22 ^{+0.2}
2 ... 3	30.6 ^{-0.1}	22 ^{+0.2}



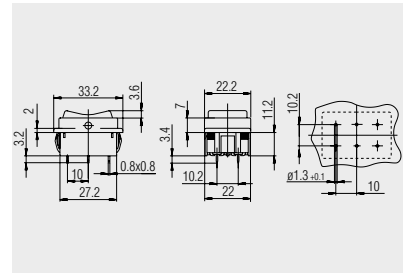
Quick-connect terminal 4.8 x 0.8
basic types 1832 and 1834



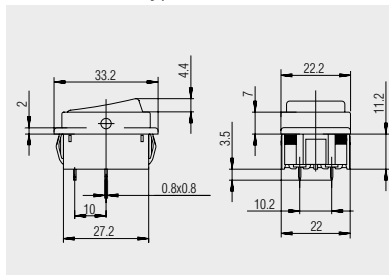
Quick-connect terminal 6.3 x 0.8
basic type 1832



PCB terminal
angled
basic types 1832 and 1835



PCB terminal
basic type 1839



PCB terminal
basic types 1832 and 1835

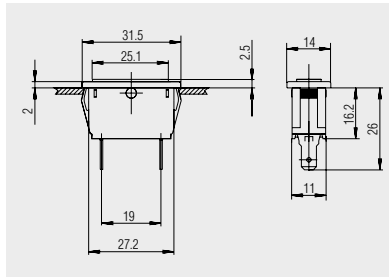


SERIES 1830 - SINGLE AND DOUBLE-POLE ROCKER SWITCHES

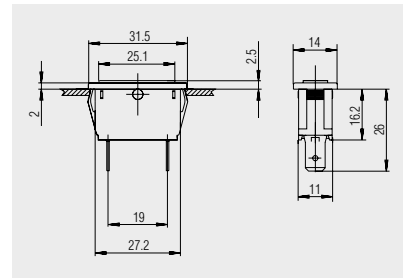
TO 20 (4) A 250 V AC



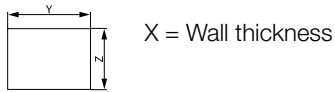
Basic type 1837 lamp
single and double-pole



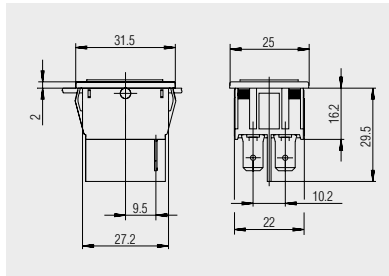
Quick-connect terminal 4.8 x 0.8
single-pole size



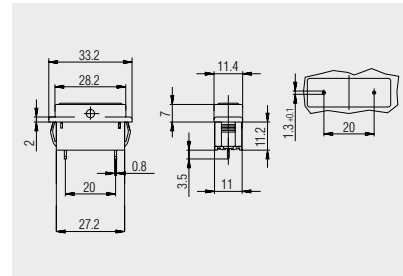
Quick-connect terminal 6.3 x 0.8
single-pole size



x	y	z
0.75 ... 1.25	30 ^{-0.1}	22 ^{+0.1}
1.25 ... 2	30.2 ^{-0.1}	22 ^{+0.1}
2 ... 3	30.6 ^{-0.1}	22 ^{+0.1}



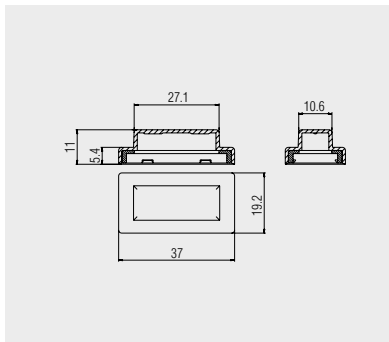
Quick-connect terminal 6.3 x 0.8
double-pole size



PCB terminal
lower lying flange
1837.2504



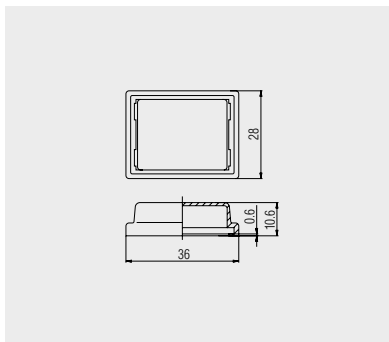
Protection cap
203.731.011



Transparent PVC-protection cap for single-pole switches of basic types 1830, 1831, 1833 and 1838. Serves as dust and water protection of the actuation side.



Protection cap
203.201.011



Transparent PVC-protection cap for double-pole switches of basic types 1832, 1834, 1835 and 1839 with frame length 33.2 mm. Serves as dust and water protection of the actuation side.

ROCKERSWITCHES

PUSHBUTTON SWITCHES

TOGGLE SWITCHES

SLIDE SWITCHES

ROTARY SWITCHES

FOOT SWITCHES

TACT AND KEY SWITCHES

SNAP-ACTION SWITCHES

MICRO-SIGNAL SWITCHES

SENSORS

ECO

PUSH'N'DRIVE

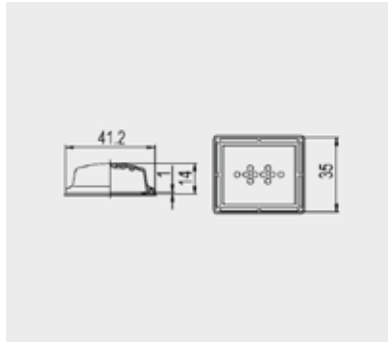


SERIES 1830 - SINGLE AND DOUBLE-POLE ROCKER SWITCHES

TO 20 (4) A 250 V AC



Protection cap
203.078.011



Transparent PVC-protection cap with burling. Serves as dust and water protection of the actuation side for double-pole basic types 1832, 1834, 1835 and 1839 with standard flange length 30 mm.



Dummy cap
203.145.051



Housing
217.132.031

Housing and dummy cap for double-pole size of basic types 1830, 1831, 1833, 1837 and 1838 made of PA black.

Housing and dummy cap must be assembled by the customer and make only sense in combination



Dummy cap
203.146.051



Housing
217.127.491

Housing and dummy cap for double-pole size of basic types 1832, 1834, 1835 and 1839 made of PA black.

Housing and dummy cap must be assembled by the customer and make only sense in combination



Block connector
217.954.011

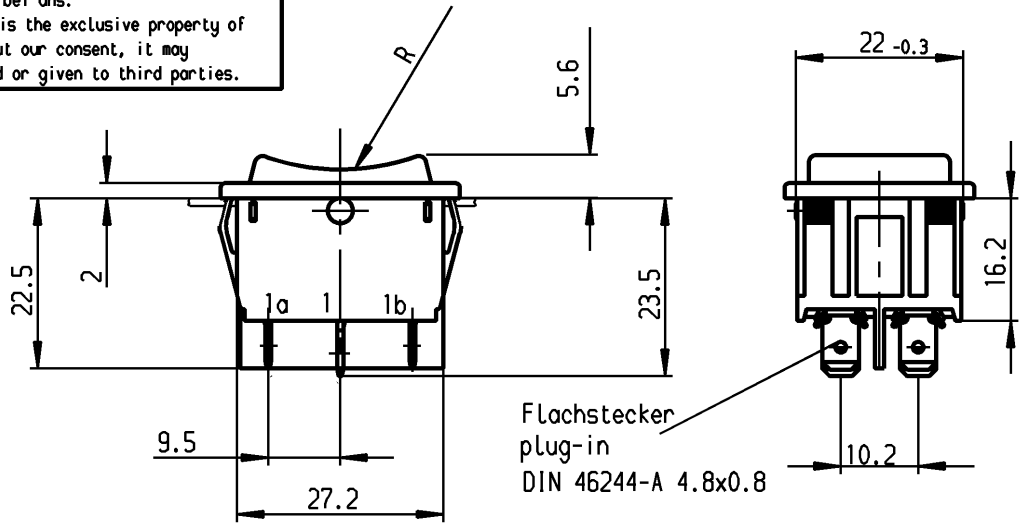
Block connector for cable connection for the double-pole versions of the rocker switch series 1830 und 1930.

Used with the standard timer plug AMP 0-927 936-1

ROCKER SWITCHES
PUSHBUTTON SWITCHES
TOGGLE SWITCHES
SLIDE SWITCHES
ROTARY SWITCHES
FOOT SWITCHES
TACT AND KEY SWITCHES
SNAP-ACTION SWITCHES
MICRO-SIGNAL SWITCHES
SENSORS
ECO
PUSH N' DRIVE

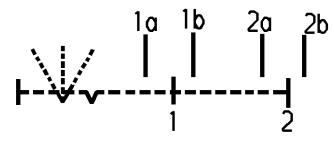
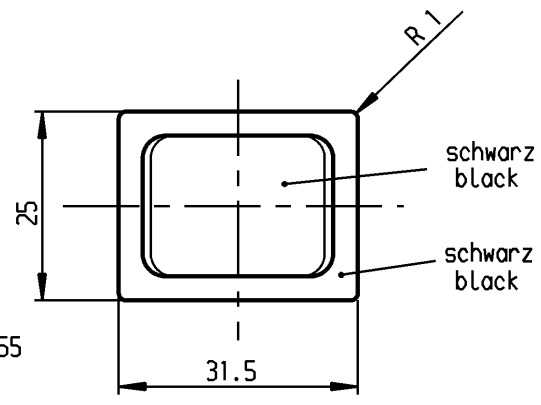
1	2	3	4
Empfohlener Ausschnitt für Rastbefestigung (Grat gegenüber Bestückungsseite)		Wanddicke wall-thickness	Ausschnittlänge length of cut-out
recommended cut-out for snap-in fixing (edge opposite to snap-in direction)		0.75 to / bis 1.25	30 -0.1
		1.25 to / bis 2	30.2 -0.1
		2 to / bis 3	30.6 -0.1
			Ausschnittbreite width of cut-out
			22 +0.2
			22 +0.2
			22 +0.2

VERTRAULICH-CONFIDENTIAL
 © Alle Rechte bei Marquardt, auch fuer den Fall von Schutzrechtsanmeldungen. Jede Veruegungsbefugnis, wie Kopier- und Weitergaberecht, bei uns.
 © This document is the exclusive property of Marquardt. Without our consent, it may not be reproduced or given to third parties.



Aufschrift
Marking

©
1839.
6(4)/250 ~ T105/55
05
6A 125-250V AC
1/8 HP
R58



Umschalter 2-polig
Ausstellung in der Mitte
Für Geräte der Klasse II geeignet

DPDT
with centre-off
suitable for appliances of class II

Herstellort/-jahr/-woche
nach DIN EN 60062

code of manufacture:
place / year / week
acc. to DIN EN 60062

Schutzvermerk nach DIN 34 beachten COPYRIGHT RESERVED

Allgemeintoleranzen/UNTOLERANCED DIMENSIONS				PROJECTION Für Winkel FOR ANGLE		Pause COPY	Blatt SHEET Original DIN A4 Maßstab SCALE 1:1	Zeichn./DRAWING NO. K 1839.1502
Für Längen und Radien FOR LENGTHS AND RADII.		Abmaße in mm für Nennmaßbereich in mm ALL DIMENSIONS ARE IN MILLIMETRES			Für Winkel FOR ANGLE		K 1839.1502	
±		bis/UP TO 6	über/OVER 6 bis/UP TO 30	über/OVER 30	± 2°		Geraeteschalter Appliance Switch	
		0.2	0.4	0.6			1:1	
d	21839	20.10.92	grh	i			0 10 20 30 mm	
c				h		gez./DRAWN BY 25.11.96 Grh		MARQUARDT Marquardt GmbH, D-78604 Riethem-Weilheim
b				g	64508	20.08.09 hhe		
a				f	29987	08.08.00 grh		
				e	24370	25.11.96 grh		
Ausg. ISSUE	Änderung REVISION	gez. DRAWN BY	Ausg. ISSUE	Änderung REVISION	gez. DRAWN BY	Ersatz für/REPLACEMENT OF Zeichn. gL. Nr. vom 15.12.82		