


Printed-circuit board connector - FK-MCP 1,5/ 3-ST-3,81-LR - 1817437

Please be informed that the data shown in this PDF Document is generated from our Online Catalog. Please find the complete data in the user's documentation. Our General Terms of Use for Downloads are valid (<http://phoenixcontact.com/download>)


Plug component, Nominal current: 8 A, Rated voltage (III/2): 160 V, Number of positions: 3, Pitch: 3.81 mm, Connection method: Push-in spring connection, Color: green, Contact surface: Tin



The figure shows a 10-position version of the product



Key Commercial Data

Packing unit	50 pc
GTIN	 4 046356 756778
Weight per Piece (excluding packing)	3.47 g
Custom tariff number	85366990
Country of origin	Germany
Note	Made to Order (non-returnable)

Technical data

Dimensions

Pitch	3.81 mm
Dimension a	7.62 mm

General

Range of articles	FK-MCP 1,5/...-ST-LR
Insulating material group	I
Rated surge voltage (III/3)	2.5 kV
Rated surge voltage (III/2)	2.5 kV
Rated surge voltage (II/2)	2.5 kV
Rated voltage (III/3)	160 V
Rated voltage (III/2)	160 V
Rated voltage (II/2)	320 V
Connection in acc. with standard	EN-VDE
Nominal current I_N	8 A
Nominal cross section	1.5 mm ²

Printed-circuit board connector - FK-MCP 1,5/ 3-ST-3,81-LR - 1817437

Technical data

General

Maximum load current	8 A (with 1.5 mm ² conductor cross section)
Insulating material	PA
Inflammability class according to UL 94	V0
Internal cylindrical gage	A1
Stripping length	9 mm
Number of positions	3

Connection data

Conductor cross section solid min.	0.14 mm ²
Conductor cross section solid max.	1.5 mm ²
Conductor cross section flexible min.	0.14 mm ²
Conductor cross section flexible max.	1.5 mm ²
Conductor cross section flexible, with ferrule without plastic sleeve min.	0.25 mm ²
Conductor cross section flexible, with ferrule without plastic sleeve max.	1.5 mm ²
Conductor cross section flexible, with ferrule with plastic sleeve min.	0.25 mm ²
Conductor cross section flexible, with ferrule with plastic sleeve max.	0.5 mm ²
Conductor cross section AWG min.	26
Conductor cross section AWG max.	16

Classifications

eCl@ss

eCl@ss 4.0	272607xx
eCl@ss 4.1	27260701
eCl@ss 5.0	27260701
eCl@ss 5.1	27260701
eCl@ss 6.0	27260704
eCl@ss 7.0	27440402
eCl@ss 8.0	27440309

ETIM

ETIM 3.0	EC001121
ETIM 4.0	EC002638
ETIM 5.0	EC002638

UNSPSC

UNSPSC 6.01	30211810
UNSPSC 7.0901	39121409
UNSPSC 11	39121409
UNSPSC 12.01	39121409
UNSPSC 13.2	39121409

Printed-circuit board connector - FK-MCP 1,5/ 3-ST-3,81-LR - 1817437

Approvals

Approvals


Approvals

VDE Gutachten mit Fertigungsüberwachung / cULus Recognized / IECEx CB Scheme


Ex Approvals

Approvals submitted

Approval details

VDE Gutachten mit Fertigungsüberwachung 	
mm ² /AWG/kcmil	0.2-1.5
Nominal current I _N	8 A
Nominal voltage U _N	160 V

cULus Recognized	
mm ² /AWG/kcmil	B
Nominal current I _N	8 A
Nominal voltage U _N	300 V

IECEx CB Scheme 	
mm ² /AWG/kcmil	0.2-1.5
Nominal current I _N	8 A
Nominal voltage U _N	160 V

Accessories

Accessories

Labeled terminal marker

Printed-circuit board connector - FK-MCP 1,5/ 3-ST-3,81-LR - 1817437

Accessories

Marker card - SK 3,81/2,8:FORTL.ZAHLEN - 0804109



Marker card, Card, white, labeled, Horizontal: Consecutive numbers 1 - 10, 11 - 20, etc. up to 91 - (99)100, Mounting type: Adhesive, for terminal block width: 3.81 mm, Lettering field: 3.81 x 2.8 mm

Screwdriver tools

Screwdriver - SZS 0,4X2,5 VDE - 1205037



Screwdriver, slot-headed, VDE insulated, size: 0.4 x 2.5 x 80 mm, 2-component grip, with non-slip grip

Terminal marking

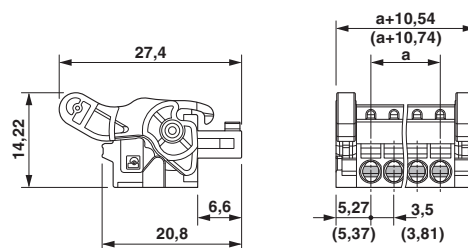
Marker card - SK U/2,8 WH:UNBEDRUCKT - 0803883



Marker card, Sheet, white, unlabeled, can be labeled with: Plotter, Office printing systems, Mounting type: Adhesive, Lettering field: 186 x 2.8 mm

Drawings

Dimensional drawing



Printed-circuit board connector - FK-MCP 1,5/ 3-ST-3,81-LR - 1817437

Diagram

Plug: FK-MCP 1,5/5-ST(F)-3,81
Header: MC(V) 1,5/5-G(F)-3,81

