


MCV 1,5/ 6-GR-3,81 P26 THRR56

Order No.: 1713509

<http://eshop.phoenixcontact.de/phoenix/treeViewClick.do?UID=1713509>

Header, Nominal current: 8 A, Rated voltage (III/2): 160 V,
Number of positions: 6, Pitch: 3.81 mm, Color: Black, Assembly:
Taped SMD/THT/THR components, User information and design
recommendations on through hole reflow technology can be found at:
<http://www.combicon.com>

Commercial data

GTIN (EAN)	 4 046356 093125
Note	Made-to-order
sales group	E171
Pack	200 pcs.
Customs tariff	85366990
Catalog page information	Page 185 (NTK-2006)

Product notesWEEE/RoHS-compliant since:
09/07/2005

<http://www.download.phoenixcontact.com>
Please note that the data given here has been taken from the online catalog. For comprehensive information and data, please refer to the user documentation. The General Terms and Conditions of Use apply to Internet downloads.

Certificates / Approvals

Certification CUL, UL

Accessories

Item	Designation	Description
------	-------------	-------------

Marking

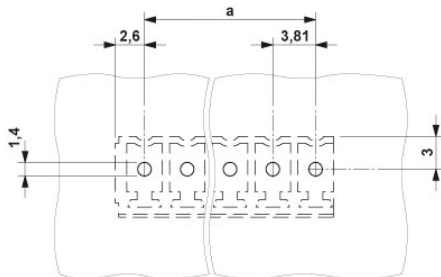
1954359	CP-MSTB NAT HT	Keying profile, prior to reflow soldering it is inserted in the groove on the connector and header, made from high-temperature-resistant beige insulation material
0804109	SK 3,81/2,8:FORTL.ZAHLEN	Marker card, printed horizontally, self-adhesive, 10-section marker strip, 14 identical decades marked 1-10, 11-20 etc. up to 91-(99)100, sufficient for 140 terminal blocks
0804109	SK 3,81/2,8:FORTL.ZAHLEN	Marker card, printed horizontally, self-adhesive, 10-section marker strip, 14 identical decades marked 1-10, 11-20 etc. up to 91-(99)100, sufficient for 140 terminal blocks

Plug/Adapter

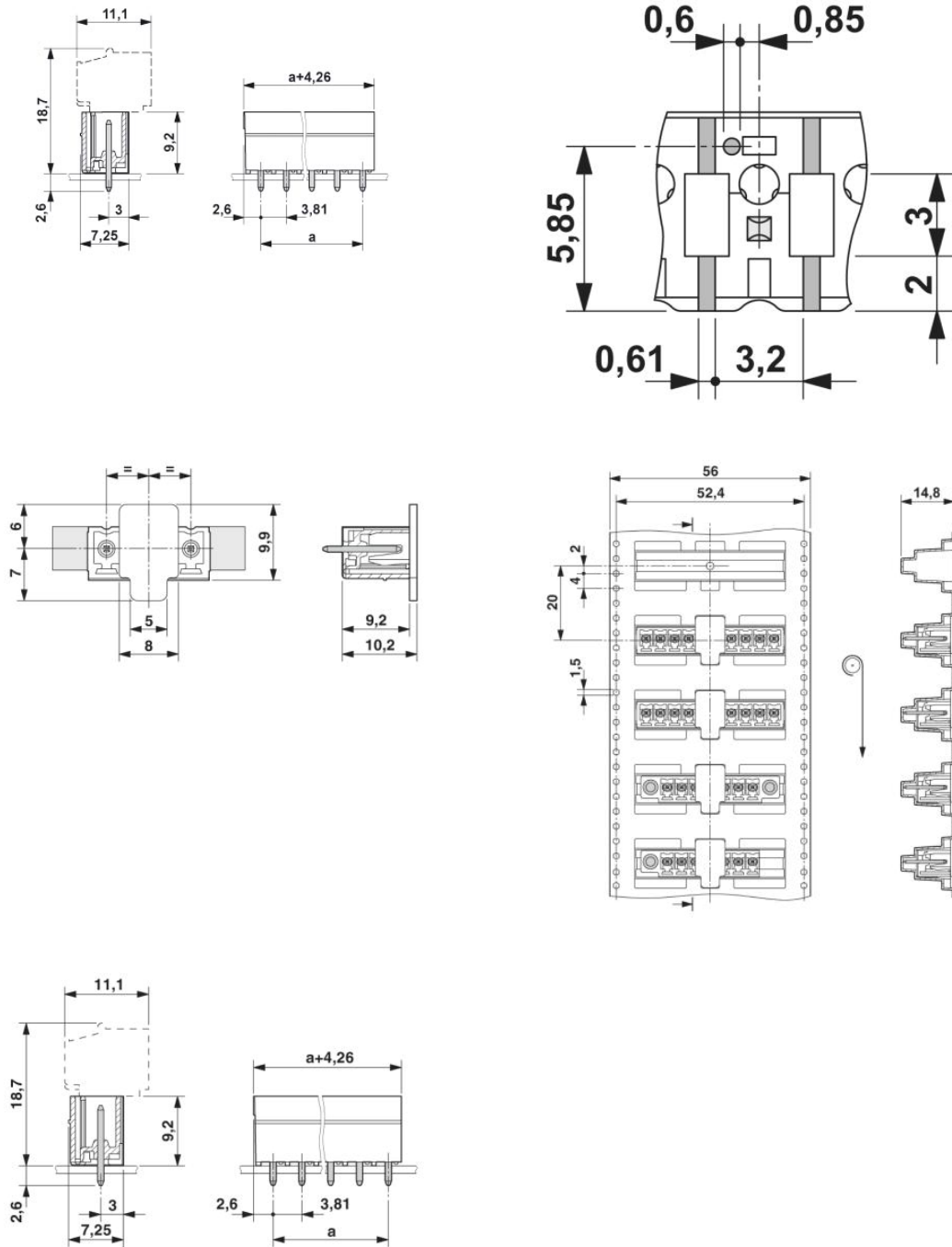
1734634	CP-MSTB	Keying profile, is inserted into the slot on the plug or inverted header, red insulating material
---------	---------	---

Diagrams/Drawings

Drilling plan/solder pad geometry



Dimensioned drawing



Address

PHOENIX CONTACT Inc., USA
586 Fulling Mill Road
Middletown, PA 17057, USA
Phone (800) 888-7388
Fax (717) 944-1625
<http://www.phoenixcon.com>



© 2011 Phoenix Contact
Technical modifications reserved;