

Printed-circuit board connector - MCDNV 1,5/ 6-G1-3,81 P26THR - 1750339

Please be informed that the data shown in this PDF Document is generated from our Online Catalog. Please find the complete data in the user's documentation. Our General Terms of Use for Downloads are valid (<http://phoenixcontact.com/download>)



Header, Nominal current: 8 A, Rated voltage (III/2): 200 V, Number of positions: 6, Pitch: 3.81 mm, Color: black, Contact surface: Tin, Mounting: SMD/THT/THR, The pin length is 26 mm. User information and design recommendations on Through Hole Reflow Technology can be found at: [http: "Downloads"](http://phoenixcontact.com/downloads).


The figure shows a 10-pos. version with 20 contacts

Why buy this product

- ✓ Versions with engagement noses for locking plugs with self-locking flanges
- ✓ Plug-in direction vertical to the PCB
- ✓ Low-profile THR double-level pin strips with compact pitches of 3.5 mm and 3.81 mm
- ✓ Use in SMT reflow processes
- ✓ Without offset levels, for flush installation on the front of devices



Key commercial data

Packing unit	50 pc
Minimum order quantity	50 pc
GTIN	 4 046356 314381
Weight per Piece (excluding packing)	4.61 g
Custom tariff number	85366990
Country of origin	Germany
Note	Made to Order (non-returnable)

Technical data

Dimensions

Length	15.2 mm
Pitch	3.81 mm
Dimension a	19.05 mm
Pin dimensions	0,8 x 0,8 mm
Pin spacing	3.50 mm
Hole diameter	1.4 mm

Printed-circuit board connector - MCDNV 1,5/ 6-G1-3,81 P26THR - 1750339

Technical data

General

Range of articles	MCDNV 1,5/..-G1-THR
Insulating material group	IIIa
Rated surge voltage (III/3)	2.5 kV
Rated surge voltage (III/2)	2.5 kV
Rated surge voltage (II/2)	2.5 kV
Rated voltage (III/3)	160 V
Rated voltage (III/2)	200 V
Rated voltage (II/2)	250 V
Connection in acc. with standard	EN-VDE
Nominal current I _N	8 A
Maximum load current	8 A (per position)
Insulating material	LCP
Inflammability class according to UL 94	V0
Color	black
Number of positions	6

Classifications

eCl@ss

eCl@ss 4.0	272607xx
eCl@ss 4.1	27260701
eCl@ss 5.0	27260701
eCl@ss 5.1	27260701
eCl@ss 6.0	27260704
eCl@ss 7.0	27440402
eCl@ss 8.0	27440402

ETIM

ETIM 3.0	EC001121
ETIM 4.0	EC002637
ETIM 5.0	EC002637

UNSPSC

UNSPSC 6.01	30211810
UNSPSC 7.0901	39121409
UNSPSC 11	39121409
UNSPSC 12.01	39121409
UNSPSC 13.2	39121409

Printed-circuit board connector - MCDNV 1,5/ 6-G1-3,81 P26THR - 1750339

Approvals

Approvals

Approvals

UL Recognized / cUL Recognized / VDE Gutachten mit Fertigungsüberwachung / EAC / cULus Recognized

Ex Approvals

Approvals submitted

Approval details

UL Recognized		
	B	D
Nominal current I _N	8 A	8 A
Nominal voltage U _N	150 V	150 V

cUL Recognized		
	B	D
Nominal current I _N	8 A	8 A
Nominal voltage U _N	150 V	150 V

VDE Gutachten mit Fertigungsüberwachung	
Nominal current I _N	8 A
Nominal voltage U _N	160 V

EAC

cULus Recognized

Printed-circuit board connector - MCDNV 1,5/ 6-G1-3,81 P26THR - 1750339

Accessories

Accessories

Coding element

Coding profile - CP-MSTB - 1734634

Coding profile, is inserted into the slot on the plug or inverted header, red insulating material



Labeled terminal marker

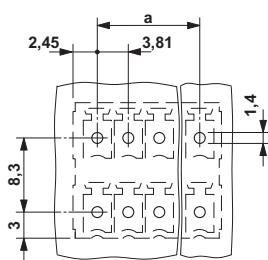
Marker card - SK 3,81/2,8:FORTL.ZAHLEN - 0804109



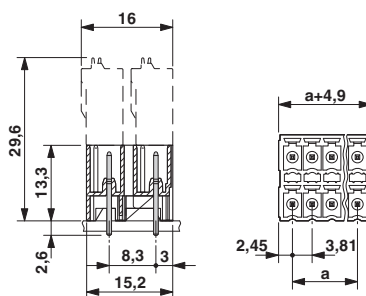
Marker card, Card, white, labeled, Horizontal: Consecutive numbers 1 - 10, 11 - 20, etc. up to 91 - (99)100, Mounting type: Adhesive, for terminal block width: 3.81 mm, Lettering field: 3.81 x 2.8 mm

Drawings

Drilling diagram



Dimensioned drawing



*) $\leq 8\text{-pos.} = 1.3$ / $> 8\text{-pos.} = 1.4$