

Printed-circuit board connector - MC 1,5/11-ST-3,81 BG BD:NZ0108 - 1919682

Please be informed that the data shown in this PDF Document is generated from our Online Catalog. Please find the complete data in the user's documentation. Our General Terms of Use for Downloads are valid (<http://phoenixcontact.com/download>)

Plug component, Nominal current: 8 A, Rated voltage (III/2): 160 V, Number of positions: 11, Pitch: 3.81 mm, Connection method: Screw connection with tension sleeve, Color: green, Contact surface: Tin



The figure shows a 10-position version of the product



Key Commercial Data

| | |
|--------------------------------------|---------------|
| Packing unit | 1 pc |
| Weight per Piece (excluding packing) | 8.4 g |
| Custom tariff number | 85366990 |
| Country of origin | United States |

Technical data

Dimensions

| | |
|-------------|---------|
| Height | 11.1 mm |
| Pitch | 3.81 mm |
| Dimension a | 38.1 mm |

General

| | |
|-----------------------------|---------------|
| Range of articles | MC 1,5/...-ST |
| Insulating material group | I |
| Rated surge voltage (III/3) | 2.5 kV |
| Rated surge voltage (III/2) | 2.5 kV |
| Rated surge voltage (II/2) | 2.5 kV |
| Rated voltage (III/3) | 160 V |
| Rated voltage (III/2) | 160 V |

Printed-circuit board connector - MC 1,5/11-ST-3,81 BG BD:NZ0108 - 1919682

Technical data

General

| | |
|--|--|
| Rated voltage (II/2) | 320 V |
| Connection in acc. with standard | EN-VDE |
| Nominal current I _N | 8 A |
| Nominal cross section | 1.5 mm ² |
| Maximum load current | 8 A (with 1.5 mm ² conductor cross section) |
| Insulating material | PA |
| Flammability rating according to UL 94 | V0 |
| Internal cylindrical gage | A1 |
| Stripping length | 7 mm |
| Number of positions | 11 |
| Screw thread | M2 |
| Tightening torque, min | 0.22 Nm |
| Tightening torque max | 0.25 Nm |

Connection data

| | |
|---|----------------------|
| Conductor cross section solid min. | 0.14 mm ² |
| Conductor cross section solid max. | 1.5 mm ² |
| Conductor cross section flexible min. | 0.14 mm ² |
| Conductor cross section flexible max. | 1.5 mm ² |
| Conductor cross section flexible, with ferrule without plastic sleeve min. | 0.25 mm ² |
| Conductor cross section flexible, with ferrule without plastic sleeve max. | 1.5 mm ² |
| Conductor cross section flexible, with ferrule with plastic sleeve min. | 0.25 mm ² |
| Conductor cross section flexible, with ferrule with plastic sleeve max. | 0.5 mm ² |
| Conductor cross section AWG min. | 28 |
| Conductor cross section AWG max. | 16 |
| 2 conductors with same cross section, solid min. | 0.08 mm ² |
| 2 conductors with same cross section, solid max. | 0.5 mm ² |
| 2 conductors with same cross section, stranded min. | 0.08 mm ² |
| 2 conductors with same cross section, stranded max. | 0.75 mm ² |
| 2 conductors with same cross section, stranded, ferrules without plastic sleeve, min. | 0.25 mm ² |
| 2 conductors with same cross section, stranded, ferrules without plastic sleeve, max. | 0.34 mm ² |
| 2 conductors with same cross section, stranded, TWIN ferrules with plastic sleeve, min. | 0.5 mm ² |
| 2 conductors with same cross section, stranded, TWIN ferrules with plastic sleeve, max. | 0.5 mm ² |
| Minimum AWG according to UL/CUL | 30 |

Printed-circuit board connector - MC 1,5/11-ST-3,81 BG BD:NZ0108 - 1919682

Technical data

Connection data

| | |
|---------------------------------|----|
| Maximum AWG according to UL/CUL | 14 |
|---------------------------------|----|

Standards and Regulations

| | |
|--|--------|
| Connection in acc. with standard | EN-VDE |
| | CSA |
| Flammability rating according to UL 94 | V0 |

Classifications

eCl@ss

| | |
|------------|----------|
| eCl@ss 4.0 | 272607xx |
| eCl@ss 4.1 | 27260701 |
| eCl@ss 5.0 | 27260701 |
| eCl@ss 5.1 | 27260701 |
| eCl@ss 6.0 | 27260704 |
| eCl@ss 7.0 | 27440402 |
| eCl@ss 8.0 | 27440309 |
| eCl@ss 9.0 | 27440309 |

ETIM

| | |
|----------|----------|
| ETIM 3.0 | EC001121 |
| ETIM 4.0 | EC002638 |
| ETIM 5.0 | EC002638 |

UNSPSC

| | |
|---------------|----------|
| UNSPSC 6.01 | 30211810 |
| UNSPSC 7.0901 | 39121409 |
| UNSPSC 11 | 39121409 |
| UNSPSC 12.01 | 39121409 |
| UNSPSC 13.2 | 39121409 |

Approvals

Approvals

Approvals

CSA / VDE Gutachten mit Fertigungsüberwachung / IECCEB CB Scheme / CCA / EAC / cULus Recognized / EAC


Printed-circuit board connector - MC 1,5/11-ST-3,81 BG BD:NZ0108 - 1919682


Approvals


Ex Approvals

Approvals submitted

Approval details

| | | |
|---|-------|-------|
| CSA  | | |
| | B | D |
| mm ² /AWG/kcmil | 28-16 | 28-16 |
| Nominal current I _N | 8 A | 8 A |
| Nominal voltage U _N | 300 V | 300 V |

| | |
|---|---------|
| VDE Gutachten mit Fertigungsüberwachung  | |
| | |
| mm ² /AWG/kcmil | 0.2-1.5 |
| Nominal current I _N | 8 A |
| Nominal voltage U _N | 160 V |

| | |
|---|---------|
| IECEE CB Scheme  | |
| | |
| mm ² /AWG/kcmil | 0.2-1.5 |
| Nominal current I _N | 8 A |
| Nominal voltage U _N | 160 V |

| | |
|--------------------------------|---------|
| CCA | |
| | |
| mm ² /AWG/kcmil | 0.2-1.5 |
| Nominal current I _N | 8 A |

Printed-circuit board connector - MC 1,5/11-ST-3,81 BG BD:NZ0108 - 1919682

Approvals

| | |
|--------------------|-------|
| Nominal voltage UN | 160 V |
|--------------------|-------|

| |
|-----|
| EAC |
|-----|

| cULus Recognized | | |
|--------------------------------|-------|-------|
| | B | D |
| mm ² /AWG/kcmil | 30-14 | 30-14 |
| Nominal current I _N | 8 A | 8 A |
| Nominal voltage UN | 300 V | 300 V |

| |
|-----|
| EAC |
|-----|

Accessories

Accessories

Cable housing

Cable housing - KGG-MC 1,5/11 - 1834437



Cable housing, Pitch: 3.81 mm, Number of positions: 11, Dimension a: 44.3 mm, Color: green

Labeled terminal marker

Marker card - SK 3,81/2,8:FORTL.ZAHLEN - 0804109



Marker card, Card, white, labeled, Horizontal: Consecutive numbers 1 - 10, 11 - 20, etc. up to 91 - (99)100, Mounting type: Adhesive, for terminal block width: 3.81 mm, Lettering field: 3.81 x 2.8 mm

Marker pen

Printed-circuit board connector - MC 1,5/11-ST-3,81 BG BD:NZ0108 - 1919682

Accessories

Marker pen - B-STIFT - 1051993



Marker pen, for manual labeling of unprinted Zack strips, smear-proof and waterproof, line thickness 0.5 mm

Screwdriver tools

Screwdriver - SZS 0,4X2,5 VDE - 1205037



Screwdriver, slot-headed, VDE insulated, size: 0.4 x 2.5 x 80 mm, 2-component grip, with non-slip grip

Mouser Electronics

Authorized Distributor

Click to View Pricing, Inventory, Delivery & Lifecycle Information:

[Phoenix Contact:](#)

[1919682](#)