

Base strip - MSTB 2,5 HC/ 6-GF - 1924017

Please be informed that the data shown in this PDF Document is generated from our Online Catalog. Please find the complete data in the user's documentation. Our General Terms of Use for Downloads are valid (<http://phoenixcontact.com/download>)

Header, Nominal current: 16 A, Rated voltage (III/2): 320 V, Number of positions: 6, Pitch: 5 mm, Color: green, Contact surface: Tin, Mounting: Soldering




The figure shows a 10-position version of the product

Why buy this product

- 16 A (HC) headers in horizontal and vertical (MSTBV) versions
- Lateral HC marking („High Current“)
- Lateral mismatching prevented by side panels
- Coding sections (CR) as protection against mismatching
- Vibration-resistant connection by means of threaded flange (-GF)



Key commercial data

Packing unit	50 pc
Minimum order quantity	50 pc
GTIN	 4 017918 600204
Weight per Piece (excluding packing)	3.11 g
Custom tariff number	85366990
Country of origin	Germany

Technical data

Dimensions

Length	12 mm
Pitch	5 mm
Dimension a	25 mm
Pin dimensions	1 x 1 mm
Pin spacing	5.00 mm
Hole diameter	1.4 mm

General

Range of articles	MSTB 2,5 HC/...-GF
-------------------	--------------------

Base strip - MSTB 2,5 HC/ 6-GF - 1924017

Technical data

General

Insulating material group	I
Rated surge voltage (III/3)	4 kV
Rated surge voltage (III/2)	4 kV
Rated surge voltage (II/2)	4 kV
Rated voltage (III/3)	250 V
Rated voltage (III/2)	320 V
Rated voltage (II/2)	400 V
Connection in acc. with standard	EN-VDE
Nominal current I _N	16 A (see derating curve)
Maximum load current	16 A
Insulating material	PA
Inflammability class according to UL 94	V0
Color	green
Number of positions	6

Classifications

eCl@ss

eCl@ss 4.0	272607xx
eCl@ss 4.1	27260701
eCl@ss 5.0	27260701
eCl@ss 5.1	27260701
eCl@ss 6.0	27260704
eCl@ss 7.0	27440402
eCl@ss 8.0	27440402

ETIM

ETIM 3.0	EC001121
ETIM 4.0	EC002637
ETIM 5.0	EC002637

UNSPSC

UNSPSC 6.01	30211810
UNSPSC 7.0901	39121409
UNSPSC 11	39121409
UNSPSC 12.01	39121409
UNSPSC 13.2	39121409

Approvals

Approvals

Base strip - MSTB 2,5 HC/ 6-GF - 1924017

Approvals

Approvals

UL Recognized / VDE Gutachten mit Fertigungsüberwachung / cUL Recognized / IECCE CB Scheme / CCA / EAC / cULus Recognized

Ex Approvals

Approvals submitted

Approval details

UL Recognized		
	B	D
Nominal current IN	16 A	10 A
Nominal voltage UN	300 V	300 V

VDE Gutachten mit Fertigungsüberwachung	
Nominal current IN	16 A
Nominal voltage UN	250 V

cUL Recognized		
	B	D
Nominal current IN	16 A	10 A
Nominal voltage UN	300 V	300 V

IECCE CB Scheme	
Nominal current IN	16 A
Nominal voltage UN	250 V

CCA	
Nominal current IN	16 A

Base strip - MSTB 2,5 HC/ 6-GF - 1924017

Approvals

Nominal voltage UN	250 V
--------------------	-------

EAC

cULus Recognized  US

Accessories

Accessories

Coding element

Coding star - CR-MSTB - 1734401



Coding section, inserted into the recess in the header or the inverted plug, red insulating material

Filler plug

Accessories - MSTB-BL - 1755477



Keying cap, for forming sections, plugs onto header pin, green insulating material

Labeled terminal marker

Marker card - SK 5/3,8:FORTL.ZAHLEN - 0804183



Marker card, Card, white, labeled, Horizontal: Consecutive numbers 1 - 10, 11 - 20, etc. up to 91 - (99)100, Mounting type: Adhesive, for terminal block width: 5 mm, Lettering field: 5 x 3.8 mm

Additional products

Base strip - MSTB 2,5 HC/ 6-GF - 1924017

Accessories

Printed-circuit board connector - MSTB 2,5 HC/ 6-STF - 1912113

Plug component, Nominal current: 16 A, Rated voltage (III/2): 320 V, Number of positions: 6, Pitch: 5 mm, Connection method: Screw connection, Color: green, Contact surface: Tin



Printed-circuit board connector - MVSTBR 2,5 HC/ 6-STF - 1912553

Plug component, Nominal current: 16 A, Rated voltage (III/2): 320 V, Number of positions: 6, Pitch: 5 mm, Connection method: Screw connection, Color: green, Contact surface: Tin



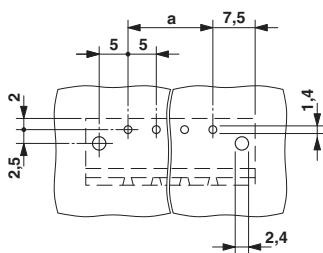
Printed-circuit board connector - MVSTBW 2,5 HC/ 6-STF - 1912993

Plug component, Nominal current: 16 A, Rated voltage (III/2): 320 V, Number of positions: 6, Pitch: 5 mm, Connection method: Screw connection, Color: green, Contact surface: Tin

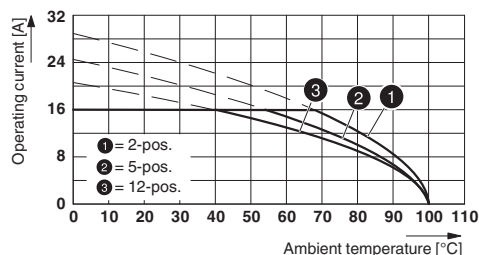


Drawings

Drilling diagram



Diagram



Type: FKC 2,5 HC/...-STF with MSTB 2,5 HC/...-GF

Base strip - MSTB 2,5 HC/ 6-GF - 1924017

Dimensioned drawing

