


Printed-circuit board connector - TVFKC 1,5/ 4-ST - 1713855

Please be informed that the data shown in this PDF Document is generated from our Online Catalog. Please find the complete data in the user's documentation. Our General Terms of Use for Downloads are valid (<http://phoenixcontact.com/download>)

Plug component, Nominal current: 10 A, Rated voltage (III/2): 320 V, Number of positions: 4, Pitch: 5 mm, Connection method: Spring-cage connection, Color: green, Contact surface: Tin




The figure shows a 10-position version of the product

Why buy this product

- Additional actuation option of 90° in relation to the conductor axis
- For 90° actuation in relation to the conductor axis, the TVFKCL 1,5 extended design is required in the lower level of the ME housing
- Front TWIN connection for 1.5 mm²



Key commercial data

Packing unit	50 pc
Minimum order quantity	50 pc
GTIN	 4 046356 093491
Weight per Piece (excluding packing)	5.8 g
Custom tariff number	85366990
Country of origin	Poland

Technical data

Dimensions

Pitch	5 mm
Dimension a	15 mm

General

Range of articles	TVFKC 1,5/...-ST
Insulating material group	I
Rated surge voltage (III/3)	4 kV
Rated surge voltage (III/2)	4 kV
Rated surge voltage (II/2)	4 kV
Rated voltage (III/3)	250 V
Rated voltage (III/2)	320 V

Printed-circuit board connector - TVFKC 1,5/ 4-ST - 1713855

Technical data

General

Rated voltage (II/2)	630 V
Connection in acc. with standard	EN-VDE
Nominal current I _N	10 A
Nominal cross section	1.5 mm ²
Maximum load current	10 A
Insulating material	PA
Inflammability class according to UL 94	V0
Stripping length	8 mm
Number of positions	4

Connection data

Conductor cross section solid min.	0.2 mm ²
Conductor cross section solid max.	1.5 mm ²
Conductor cross section stranded min.	0.2 mm ²
Conductor cross section stranded max.	1.5 mm ²
Conductor cross section stranded, with ferrule without plastic sleeve min.	0.25 mm ²
Conductor cross section stranded, with ferrule without plastic sleeve max.	1.5 mm ² Only together with CRIMPFOX ZA3
Conductor cross section stranded, with ferrule with plastic sleeve min.	0.25 mm ²
Conductor cross section stranded, with ferrule with plastic sleeve max.	1.5 mm ² Only together with CRIMPFOX ZA3
Conductor cross section AWG/kcmil min.	24
Conductor cross section AWG/kcmil max	16
Minimum AWG according to UL/CUL	24
Maximum AWG according to UL/CUL	16

Classifications

eCl@ss

eCl@ss 4.0	272607xx
eCl@ss 4.1	27260701
eCl@ss 5.0	27260701
eCl@ss 5.1	27260701
eCl@ss 6.0	27260704
eCl@ss 7.0	27440402
eCl@ss 8.0	27440309

ETIM

ETIM 3.0	EC001121
ETIM 4.0	EC002638
ETIM 5.0	EC002638

Printed-circuit board connector - TVFKC 1,5/ 4-ST - 1713855

Classifications

UNSPSC

UNSPSC 6.01	30211810
UNSPSC 7.0901	39121409
UNSPSC 11	39121409
UNSPSC 12.01	39121409
UNSPSC 13.2	39121409

Approvals

Approvals

Approvals

UL Recognized / cUL Recognized / EAC / cULus Recognized

Ex Approvals

Approvals submitted

Approval details

UL Recognized		
	B	D
mm ² /AWG/kcmil	24-16	24-16
Nominal current IN	8 A	8 A
Nominal voltage UN	300 V	300 V

cUL Recognized		
	B	D
mm ² /AWG/kcmil	24-16	24-16
Nominal current IN	8 A	8 A
Nominal voltage UN	300 V	300 V

EAC

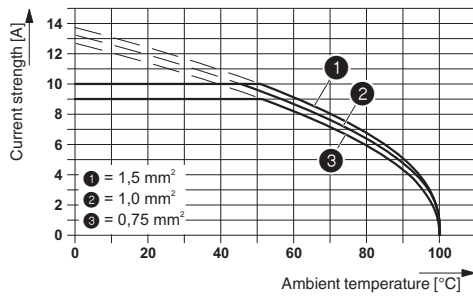
Printed-circuit board connector - TVFKC 1,5/ 4-ST - 1713855

Approvals

cULus Recognized US

Drawings

Diagram



Dimensioned drawing

