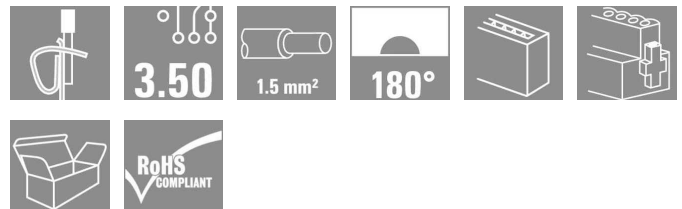


OMNIMATE Signal - series BL/SL 3.50 BLZF 3.50/04/180F SN OR BX

Weidmüller Interface GmbH & Co. KG
Klingenbergstraße 16
D-32758 Detmold
Germany
Fon: +49 5231 14-0
Fax: +49 5231 14-292083
www.weidmueller.com



Female connectors with tension clamp system for connecting conductors at 3.50 mm pitch. They include space for labelling and can be coded.

- 0.20 - 1.5 mm² (IEC) / 26 - 14 AWG (UL)
- 250 V (IEC) / 300 V (UL)
- 14.5 A (IEC) / 10 A (UL)

General ordering data

Type	BLZF 3.50/04/180F SN OR BX
Order No.	1690900000
Version	PCB plug-in connector, female plug, 3.50 mm, No. of poles: 4, 180°, Tension clamp connection, Clamping range, rated connection, max.: 1.5 mm ² , Box
GTIN (EAN)	4008190329419
Qty.	100 pc(s).
Product data	IEC: 320 V / 14.5 A / 0.2 - 1.5 mm ² UL: 300 V / 10 A / AWG 26 - AWG 14
Packaging	Box

Creation date December 17, 2013 2:59:26 AM CET

OMNIMATE Signal - series BL/SL 3.50
BLZF 3.50/04/180F SN OR BX

Weidmüller Interface GmbH & Co. KG
 Klingenbergstraße 16
 D-32758 Detmold
 Germany
 Fon: +49 5231 14-0
 Fax: +49 5231 14-292083
 www.weidmueller.com

Technical data
Dimensions and weights

Net weight 4.44 g

System parameters

Product family	OMNIMATE Signal - series BL/SL 3.50	Wire connection method	Tension clamp connection
Conductor outlet direction	180°	Pitch in mm (P)	3.5 mm
Pitch in inches (P)	0.138 inch	No. of poles	4
Screwdriver blade	0.4 x 2.5	Screwdriver blade standard	DIN 5264-A
Stripping length	10 mm	L1 in mm	10.5 mm
L1 in inches	0.413 inch	Touch-safe protection acc. to DIN VDE 0470	IP 20
Touch-safe protection acc. to DIN VDE 57 106	Safe from finger touch		

Material data

Insulating material	PBT	Colour	Orange
Colour chart (similar)	RAL 2000	UL 94 flammability rating	V-0
CTI	≥ 200	Contact material	Cu-Leg
Contact surface	tinned		

Connectable conductors

Clamping range, rated connection, min.	0.13 mm ²	Clamping range, rated connection, max.	1.5 mm ²
Wire connection cross section AWG, min.	AWG 28	Wire connection cross section AWG, max.	AWG 16
Outer diameter of insulation, max.	2.9 mm	Solid, min. H05(07) V-U	0.2 mm ²
Solid, max. H05(07) V-U	1.5 mm ²	Flexible, min. H05(07) V-K	0.2 mm ²
Flexible, max. H05(07) V-K	1.5 mm ²	w. wire end ferrule, DIN 46228 pt 1, min.	0.2 mm ²
w. wire end ferrule, DIN 46228 pt 1, max.	1.5 mm ²	w. plastic collar ferrule, DIN 46228 pt 4, min.	0.2 mm ²
w. plastic collar ferrule, DIN 46228 pt 4, max.	1 mm ²	Plug gauge acc. to EN 60999 a x b; Ø	2.4 mm x 1.5 mm

DIN IEC rating data

Rated current, min. no. of poles (Tu=20°C)	14.5 A	Rated current, max. no. of poles (Tu=20°C)	10 A
Rated current, number of poles (Tu=40°C), min	12 A	Rated current, number of poles (Tu=40°C), max.	8 A
Rated voltage for surge voltage class pollution degree II/2	320 V	Rated voltage for surge voltage class pollution degree III/2	160 V
Rated voltage for surge voltage class pollution degree III/3	160 V	Rated impulse voltage for surge voltage class pollution degree II/2	2.5 kV
Rated impulse voltage for surge voltage class pollution degree III/2	2.5 kV	Rated impulse voltage for surge voltage class contamination degree III/3	2.5 kV
Short-time withstand current resistance	3 x 1s with 100 A		

Data sheet

**OMNIMATE Signal - series BL/SL 3.50
BLZF 3.50/04/180F SN OR BX**

Weidmüller Interface GmbH & Co. KG
Klingenbergstraße 16
D-32758 Detmold
Germany
Fon: +49 5231 14-0
Fax: +49 5231 14-292083
www.weidmueller.com

Technical data

CSA rating data

Institute (CSA)



Rated voltage (Use group B)

300 V

Rated current (use group B)	10 A
Rated current (use group D)	10 A
Wire cross-section, AWG, max.	AWG 14

Rated voltage (use group D)	300 V
Wire cross-section, AWG, min.	AWG 26

UL 1059 rating data

Institute (UR)



Rated voltage (use group B)

300 V

Rated current (use group B)	10 A
Rated current (use group D)	10 A
Wire cross-section, AWG, max.	AWG 14

Rated voltage (use group D)	300 V
Wire cross-section, AWG, min.	AWG 26

Classifications

ETIM 3.0	EC001284	UNSPSC	30-21-18-10
eClass 5.1	27-26-07-04	eClass 6.2	27-26-07-04
eClass 7.1	27-44-04-02		

Notes

Notes

- Additional colours on request
- Gold-plated contact surfaces on request
- Rated current related to rated cross-section & min. No. of poles.
- Max. outer diameter of the conductor: 2.9 mm
- Wire end ferrule without plastic collar to DIN 46228/1
- Wire end ferrule with plastic collar to DIN 46228/4
- Crimp shape A for wire-end ferrules with crimping tools PZ 1,5 (order no. 9005990000) or PZ 6/5 (order no. 9011460000) for larger wire cross-sections recommended.
- P on drawing = pitch
- Rated data refer only to the component itself. Clearance and creepage distances to other components are to be designed in accordance with the relevant application standards.

Approvals

Approvals



ROHS

Conform

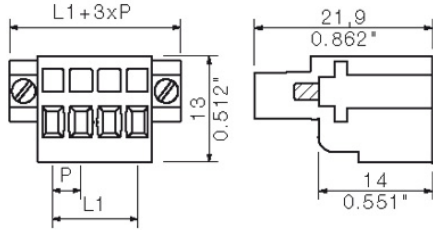
Creation date December 17, 2013 2:59:26 AM CET

Data sheet

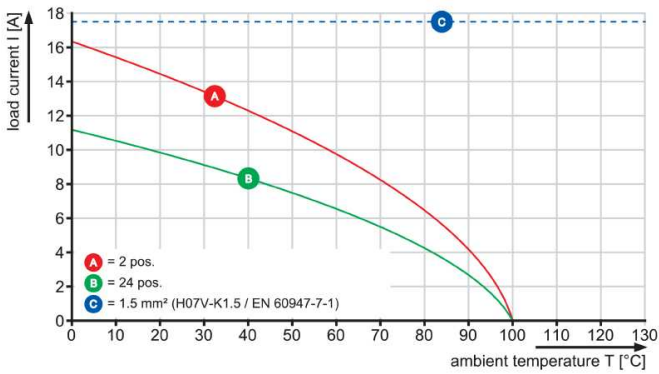
**OMNIMATE Signal - series BL/SL 3.50
BLZF 3.50/04/180F SN OR BX**

Weidmüller Interface GmbH & Co. KG
Klingenbergstraße 16
D-32758 Detmold
Germany
Fon: +49 5231 14-0
Fax: +49 5231 14-292083
www.weidmueller.com

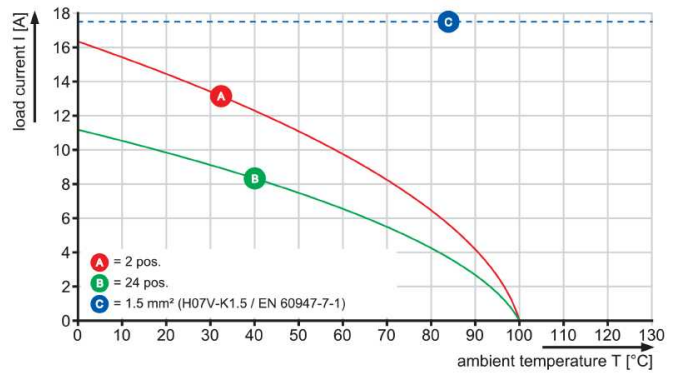
Drawings



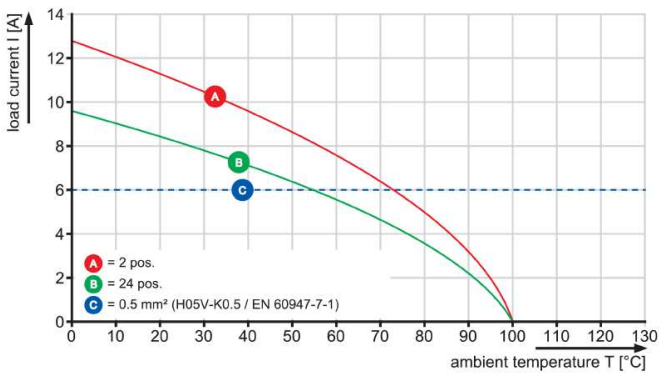
BLZF 3.50/./180 - SL 3.50/./90



BLZF 3.50/./180 - SL 3.50/./180




BLZF 3.50/./180 - SL 3.50/./90



**OMNIMATE Signal - series BL/SL 3.50
BLZF 3.50/04/180F SN OR BX**

Weidmüller Interface GmbH & Co. KG
 Klingenbergstraße 16
 D-32758 Detmold
 Germany
 Fon: +49 5231 14-0
 Fax: +49 5231 14-292083
 www.weidmueller.com

Mating connector (conditionally pluggable)
SL 3.50/180


Male header with 3.50 mm pitch for wave soldering

- Plugging direction angled to the PCB (135°)
- Housing variant: screw flange (F)
- Packaged in cardboard box (BX)
- Male header can be coded


250 V (IEC) / 300 V (UL)
 17 A (IEC) / 10 A (UL)

General ordering data

Type	Order No.	Version	GTIN (EAN)	Qty.	Product data	Packaging
SL	1604790000	PCB plug-in connector, male	4008190127855	100 pc(s).	IEC: 320 V / 17 A	Box
3.50/04/180		header, open side, Solder			UL: 300 V / 10 A	
3.2SN OR BX		connection, 3.50 mm, No.				
		of poles: 4, 180°, Solder pin				
		length (l): 3.2 mm, tinned,				
		Orange, Box				

**OMNIMATE Signal - series BL/SL 3.50
BLZF 3.50/04/180F SN OR BX**

Weidmüller Interface GmbH & Co. KG
 Klingenbergstraße 16
 D-32758 Detmold
 Germany
 Fon: +49 5231 14-0
 Fax: +49 5231 14-292083
 www.weidmueller.com

Mating connector (fully pluggable)
SL 3.50/135F


Male header with 3.50 mm pitch for wave soldering

- Plugging direction angled to the PCB (135°)
- Housing variant: screw flange (F)
- Packaged in cardboard box (BX)
- Male header can be coded

250 V (IEC) / 300 V (UL)
 17 A (IEC) / 10 A (UL)

General ordering data

Type	Order No.	Version	GTIN (EAN)	Qty.	Product data	Packaging
SL	1643350000	PCB plug-in connector,	4008190282110	100 pc(s).	IEC: 320 V / 15 A	Box
3.50/04/135F		male header, Flange, Solder			UL: 300 V / 10 A	
3.2SN OR BX		connection, 3.50 mm, No.				
		of poles: 4, 135°, Solder pin				
		length (l): 3.2 mm, tinned,				
		Orange, Box				