


Printed-circuit board connector - FMC 1,5/17-ST-3,81 - 1748121

Please be informed that the data shown in this PDF Document is generated from our Online Catalog. Please find the complete data in the user's documentation. Our General Terms of Use for Downloads are valid (<http://phoenixcontact.com/download>)

Plug component, Nominal current: 8 A, Rated voltage (III/2): 160 V, Number of positions: 17, Pitch: 3.81 mm, Connection method: Spring-cage connection, Color: green, Contact surface: Tin



Key commercial data

| | |
|--------------------------------------|---|
| Packing unit | 50 pc |
| Minimum order quantity | 50 pc |
| GTIN |  4 046356 311168 |
| Weight per Piece (excluding packing) | 9.9 g |
| Custom tariff number | 85366990 |
| Country of origin | Germany |
| Note | Made to Order (non-returnable) |

Technical data

Dimensions

| | |
|-------------|----------|
| Height | 7.8 mm |
| Width | 65.21 mm |
| Pitch | 3.81 mm |
| Dimension a | 60.96 mm |

General

| | |
|----------------------------------|----------------|
| Range of articles | FMC 1,5/...-ST |
| Insulating material group | I |
| Rated surge voltage (III/3) | 2.5 kV |
| Rated surge voltage (III/2) | 2.5 kV |
| Rated surge voltage (II/2) | 2.5 kV |
| Rated voltage (III/3) | 160 V |
| Rated voltage (III/2) | 160 V |
| Rated voltage (II/2) | 320 V |
| Connection in acc. with standard | EN-VDE |

Printed-circuit board connector - FMC 1,5/17-ST-3,81 - 1748121

Technical data

General

| | |
|---|---------------------|
| Nominal current I_N | 8 A |
| Nominal cross section | 1.5 mm ² |
| Maximum load current | 8 A |
| Insulating material | PA |
| Inflammability class according to UL 94 | V0 |
| Internal cylindrical gage | A1 |
| Stripping length | 10 mm |
| Number of positions | 17 |

Connection data

| | |
|--|----------------------|
| Conductor cross section solid min. | 0.2 mm ² |
| Conductor cross section solid max. | 1.5 mm ² |
| Conductor cross section stranded min. | 0.2 mm ² |
| Conductor cross section stranded max. | 1.5 mm ² |
| Conductor cross section stranded, with ferrule without plastic sleeve min. | 0.25 mm ² |
| Conductor cross section stranded, with ferrule without plastic sleeve max. | 1.5 mm ² |
| Conductor cross section stranded, with ferrule with plastic sleeve min. | 0.25 mm ² |
| Conductor cross section stranded, with ferrule with plastic sleeve max. | 0.75 mm ² |
| Conductor cross section AWG/kcmil min. | 24 |
| Conductor cross section AWG/kcmil max | 16 |
| Minimum AWG according to UL/CUL | 24 |
| Maximum AWG according to UL/CUL | 16 |

Classifications

eCl@ss

| | |
|------------|----------|
| eCl@ss 4.0 | 272607xx |
| eCl@ss 4.1 | 27260701 |
| eCl@ss 5.0 | 27260701 |
| eCl@ss 5.1 | 27260701 |
| eCl@ss 6.0 | 27260704 |
| eCl@ss 7.0 | 27440402 |
| eCl@ss 8.0 | 27440309 |

ETIM

| | |
|----------|----------|
| ETIM 3.0 | EC001121 |
| ETIM 4.0 | EC002638 |
| ETIM 5.0 | EC002638 |

Printed-circuit board connector - FMC 1,5/17-ST-3,81 - 1748121

Classifications

UNSPSC

| | |
|---------------|----------|
| UNSPSC 6.01 | 30211810 |
| UNSPSC 7.0901 | 39121409 |
| UNSPSC 11 | 39121409 |
| UNSPSC 12.01 | 39121409 |
| UNSPSC 13.2 | 39121409 |

Approvals

Approvals


Approvals


UL Recognized / cUL Recognized / VDE Gutachten mit Fertigungsüberwachung / EAC / cULus Recognized

Ex Approvals

Approvals submitted


Approval details

| | | |
|---|-------|-------|
| UL Recognized  | | |
| | B | D |
| mm ² /AWG/kcmil | 24-16 | 24-16 |
| Nominal current I _N | 8 A | 8 A |
| Nominal voltage U _N | 150 V | 150 V |

| | | |
|--|-------|-------|
| cUL Recognized  | | |
| | B | D |
| mm ² /AWG/kcmil | 24-16 | 24-16 |
| Nominal current I _N | 8 A | 8 A |
| Nominal voltage U _N | 150 V | 150 V |

Printed-circuit board connector - FMC 1,5/17-ST-3,81 - 1748121

Approvals

| | |
|---|---------|
| VDE Gutachten mit Fertigungsüberwachung  | |
| mm ² /AWG/kcmil | 0.2-1.5 |
| Nominal current I _N | 8 A |
| Nominal voltage U _N | 160 V |

EAC

cULus Recognized 

Drawings

Dimensioned drawing

